

Webassign Log-In Instructions

The instructions below give a guide with screenshots on how to log-in and enter your access code so that you can use webassign. Included in this sheet:

1. How to log in
2. How to purchase access online (if you didn't purchase it with the book at the bookstore)
3. How to enter your access code

1. How to log in:

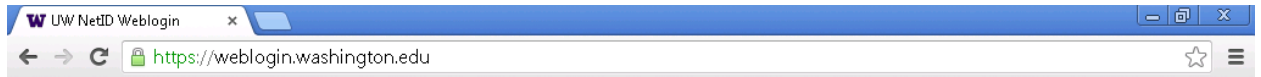
You log into webassign using a special site that is for the University of Washington. You get there by typing the following into your browser:

www.webassign.net/washington/login.html

That takes you here:

The screenshot shows a web browser window with the URL <https://www.webassign.net/washington/login.html>. The page header includes the WebAssign logo and tagline "Smart teaching. Inspired learning." Below the logo is a navigation menu with links for "How It Works", "Features", "Pricing", "Community", and "News". To the right of the logo is a search bar with "Google Custom Search" and "Textbook Search" options. Further right is a "CUSTOMER SUPPORT" section with links for "Student Support", "Instructor Support", and "Technical Admin Support". Below the navigation menu is a "Home > Log In" breadcrumb and the heading "WebAssign @ Washington Login". The main content area contains a "Welcome to WebAssign @ Washington!" message, a "LOG IN" button, and a "(Trouble Logging In?)" link. Text on the page states: "Use of WebAssign requires the release of personal information: e.g. full name, UW student number, UW NetID and course SLNs. By logging in you permit the release of this information to WebAssign. If you are not affiliated with the University of Washington, [click here](#) to go to the main WebAssign login page." At the bottom, a tip reads: "Tip: bookmark this page for quick access to WebAssign."

Then click on "LOG IN" and you end up here:



UW NetID weblogin

The resource you requested requires you to log in with your UW NetID and password.

UW NetID:

Password:

Log in

Troubleshooting

[Need a UW NetID?](#)
[Forget your password?](#)

Additional Information

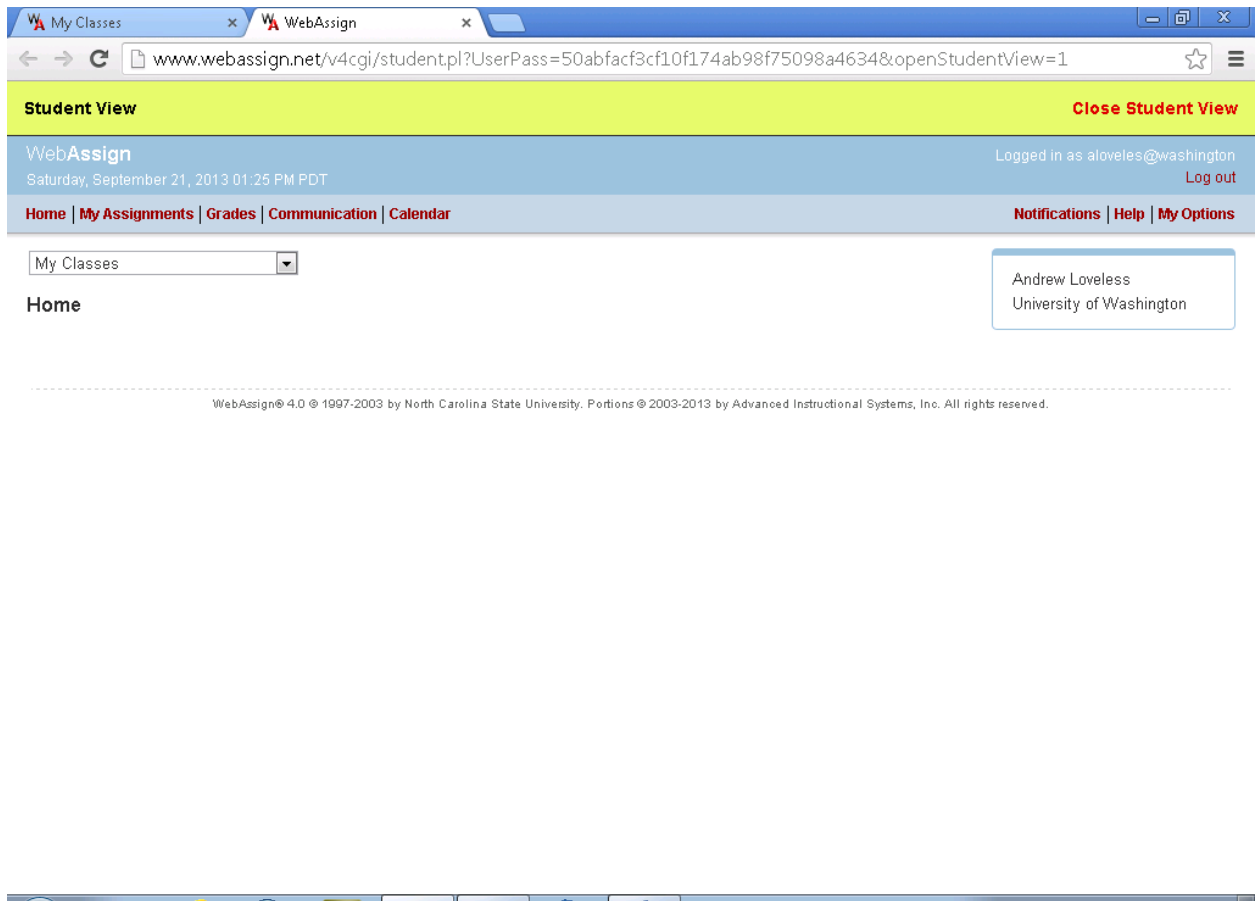
[Learn about UW NetIDs](#)
[Learn about "weblogin"](#)
[Contact UW-IT](#)

Login gives you 8-hour access without repeat login to UW NetID-protected Web resources.

WARNING: Protect your privacy! Prevent unauthorized use!
[Completely exit your Web browser when you are finished.](#)

Copyright © 2013 University of Washington
[PRIVACY](#) | [TERMS](#)

Then you log in with your regular UWNetID and your corresponding Password. That gets you onto webassign which initially looks like this:



In the pull down menu that says “My Classes” select our class Math 126 A or Math 126 F (the correct one you are enrolled in will be there).

2. How to purchase your access code:

The two cheapest options for purchasing access (and the only options you should consider) are:

- a) Purchase with the book at the bookstore. Make sure to double check/ask someone at the bookstore to make sure you have purchase a book that is bundled with an access code (you don’t want just the book, you need the access code).
- b) Or purchase the access online with the eBook using the [UW’s negotiated purchasing website](#) (you won’t get a hardcopy this way, but it is your cheapest option and a hardcopy of the book is not required). The correct website is at:

www.cengagebrain.com/micro/uwmathcalc

A screenshot of this website is below.

Math 126 - Old Exam Archi x CengageBrain - Microsite x WebAssign x

http://www.cengagebrain.com/micro/uwmathcalc

CENGAGE brain.com Today's Deals | Recommendations Log In Sign Up My Cart(0) High Contrast View


Enter ISBN, Author, Title. ISBN recommended Search Enter product Access Code or Course Key Register

What's an ISBN? Search Tips Product Registration Help

U of Washington

MATH124/125/126/324 Calculus with Analytic Geometry VIII/III, Professor All Instructors

Your professor has selected the following materials for your course.



Enhanced WebAssign Multi-Term LOE Instant Access for Calculus, 1st Edition

ISBN-10: 1-285-85825-5, ISBN-13: 978-1-285-85825-8

Purchase this Item — **SAVE \$25.00**

Regular Price: **\$95.00**

\$70.00

Add to Cart

Now accepting payments by **PayPal** Signup for The Brainiac Newsletter to receive special offers!

Like 15k Follow @cengagebrain

Frequently Asked Questions Register a Course Key Blog Customer Feedback
Support Register an Access Code About Us Terms of Service
Why CengageBrain Browse Our Catalog CengageBrain for Instructors Privacy Statement
Site Map Mobile Access Affiliate Program Report Piracy
Accessibility Free eBook Access Earn Extra Credit Digital Solutions Support

CENGAGE Learning Odigicert
©2013 Cengage Learning

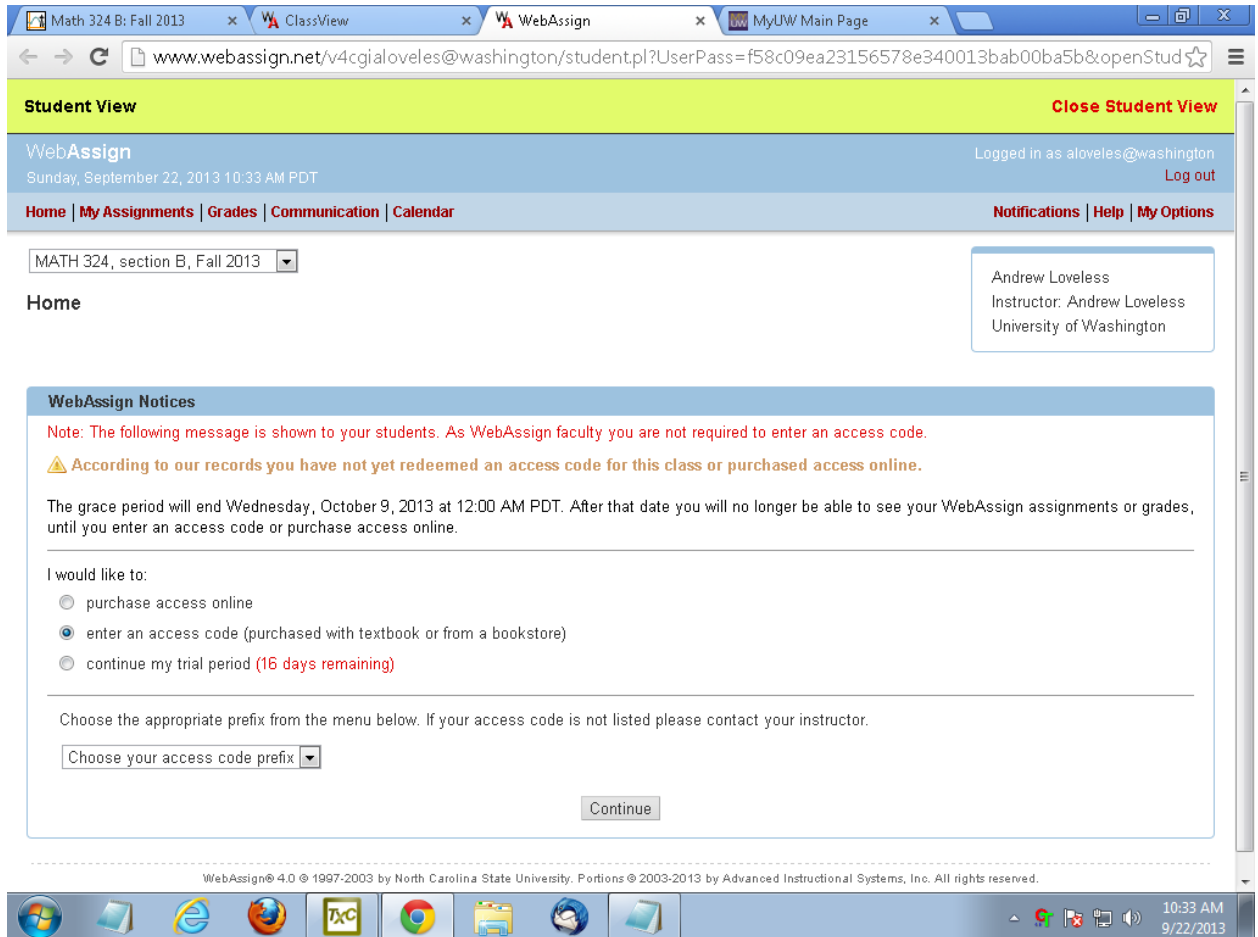
After the \$70 purchase, a screen will come up with your access code information (and you also get an email). The code itself has a prefix that looks something like EWA&eBook-XXX [replace the X's] followed by a 16 character code. Please immediately write this down and enter it in webassign as soon as possible so you don't lose it. After you enter it, you won't need it again.

3. How to enter your access code:

After selecting the class you will be prompted for an access code. You get three options:

- Purchase access online (**NO ONE IN THIS CLASS SHOULD SELECT THE "PURCHASE ACCESS ONLINE" OPTION, DO NOT PICK THIS OPTION!!!!**)
- Enter an access code (Everyone in this class should be selecting the "Enter an access code" option)
- Continue my trial period (You have free access for the first two weeks through this link, no access code needed).

Here is a screenshot of what it will look like after you choose the correct option:



After you select "Enter an access code", on the next line should appear the following:

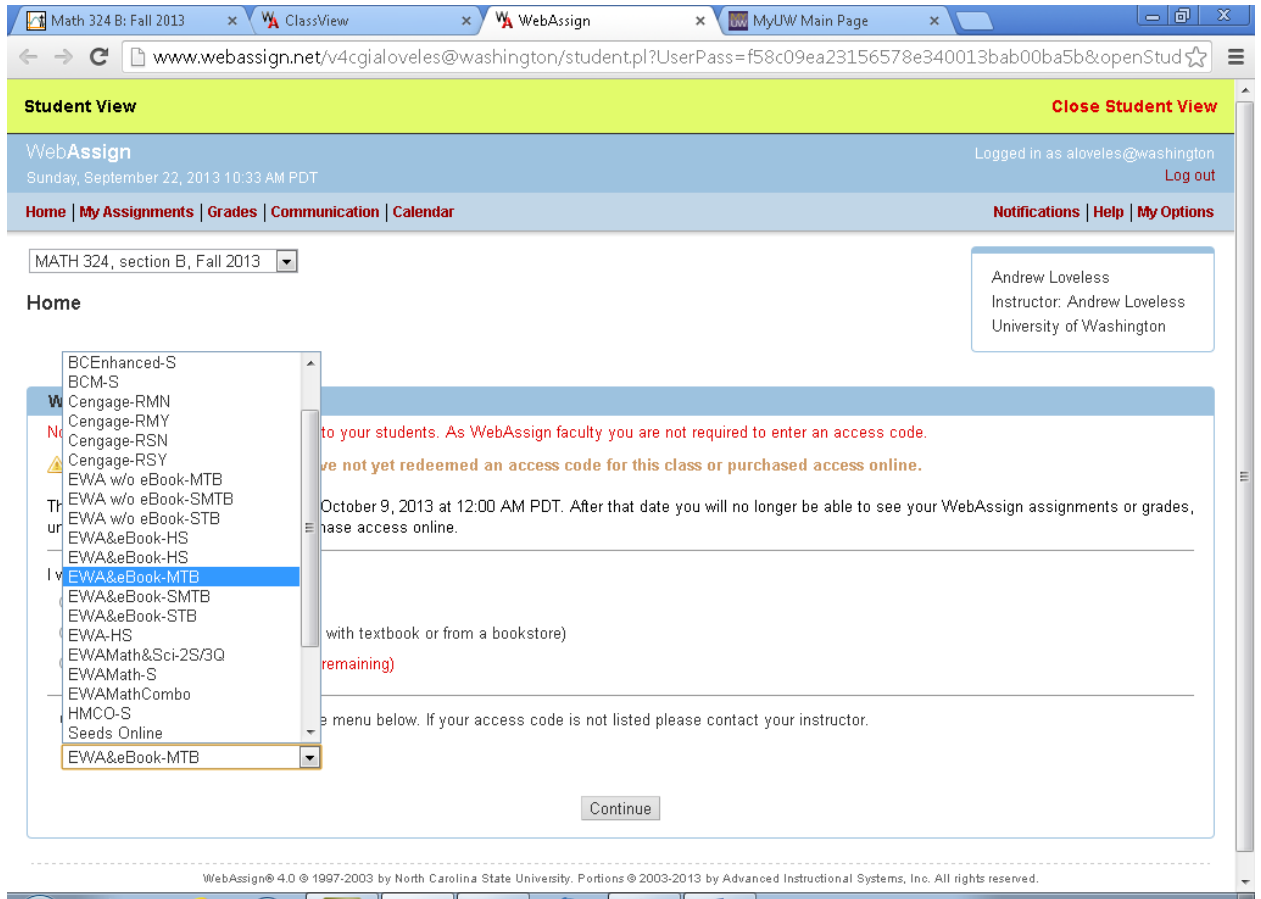
"Choose the appropriate prefix from the menu below. If your access code is not listed please contact your instructor."

followed by a selection box saying "Choose your access code prefix".

Click on the down-arrow in this selection box to open a drop-down menu, and choose

EWA&eBook-XXX [replace the X's]

The appropriate prefix will come with your purchased code, here is a screenshot:



Select the appropriate prefix (whatever is on your code).

Then four new boxes will appear, in which you enter your new access code

XXXX 1111 XXXX 1111 [replace the X's and the 1's]

Math 324 B: Fall 2013 x ClassView x WebAssign x MyUW Main Page x

www.webassign.net/v4cgjaloveles@washington/student.pl?UserPass=f58c09ea23156578e340013bab00ba5b&openStud

Student View [Close Student View](#)

WebAssign Logged in as aloveles@washington
Sunday, September 22, 2013 10:33 AM PDT [Log out](#)

[Home](#) | [My Assignments](#) | [Grades](#) | [Communication](#) | [Calendar](#) [Notifications](#) | [Help](#) | [My Options](#)

MATH 324, section B, Fall 2013

Home

Andrew Loveless
Instructor: Andrew Loveless
University of Washington

WebAssign Notices

Note: The following message is shown to your students. As WebAssign faculty you are not required to enter an access code.

⚠ According to our records you have not yet redeemed an access code for this class or purchased access online.

The grace period will end Wednesday, October 9, 2013 at 12:00 AM PDT. After that date you will no longer be able to see your WebAssign assignments or grades, until you enter an access code or purchase access online.

I would like to:

- purchase access online
- enter an access code (purchased with textbook or from a bookstore)
- continue my trial period (16 days remaining)

Choose the appropriate prefix from the menu below. If your access code is not listed please contact your instructor.

EWA&eBook-MTB

[Continue](#)

WebAssign® 4.0 © 1997-2003 by North Carolina State University. Portions © 2003-2013 by Advanced Instructional Systems, Inc. All rights reserved.

Click on "Continue" and follow the instructions.

Now you can view the class and start working on your homework.

Getting started:

Open the first assignment.

For each question, you will enter your answer in the box provided. After you enter your answer a "submit" button will appear at the bottom of that problem. You should always submit your problems as you go!

You get 5 submissions on most questions (except multiple choice and true/false). After you have got the answer right, you have the points and you move on. The due date is the last time you can be working on the assignment. You should typically have attempted all the problems at least two days before the due date. And you should always be done at least one day before the due date. Extensions will not be given for any reason, so please always work ahead!