

1. (13 pts)

- (a) At time $t = 0$ a particle is passing through the xy -plane at the location $(0, 0, 0)$ with velocity $\mathbf{v}(0) = \langle -1, -2, -6 \rangle$. The acceleration of the particle is given by $\mathbf{a}(t) = \langle \pi \sin(\pi t), 0, 4 \rangle$. Find the speed of the particle at the next time it passes through the xy -plane. (Hint: First find the position function).

$$\mathbf{v}(t) = \int \mathbf{a}(t) dt = \langle -\cos(\pi t) + c_1, c_2, 4t + c_3 \rangle$$

$$\mathbf{v}(0) = \langle -1, -2, -6 \rangle \Rightarrow -1 + c_1 = -1, c_2 = -2, c_3 = -6$$

$$\mathbf{v}(t) = \langle -\cos(\pi t), -2, 4t - 6 \rangle$$

$$\mathbf{r}(t) = \int \mathbf{v}(t) dt = \langle -\frac{1}{\pi} \sin(\pi t) + d_1, -2t + d_2, 2t^2 - 6t + d_3 \rangle$$

$$\mathbf{r}(0) = \langle 0, 0, 0 \rangle \Rightarrow d_1 = 0, d_2 = 0, d_3 = 0$$

$$\mathbf{r}(t) = \langle -\frac{1}{\pi} \sin(\pi t), -2t, 2t^2 - 6t \rangle$$

CROSS xy -PLANE $\Rightarrow 2t^2 - 6t = 0$
 $\Rightarrow 2t(t-3) = 0 \quad t = 0 \text{ or } t = 3$

$$\text{SPEED} = |\mathbf{v}(3)| = \sqrt{(-(-1))^2 + (-2)^2 + (12-6)^2}$$

$$= \sqrt{41}$$

- (b) Consider the surface given implicitly by $z^2 = e^{(x^2y^3-1)} + \frac{3x}{y} + \ln(y)$. Find the equation for the tangent plane at $(x, y, z) = (1, 1, -2)$.

$$2z \frac{\partial z}{\partial x} = 2xy^3 e^{(x^2y^3-1)} + \frac{3}{y} \Rightarrow \frac{\partial z}{\partial x} = \frac{2e^0 + 3}{2(-2)} = -\frac{5}{4}$$

$$2z \frac{\partial z}{\partial y} = 3x^2y^2 e^{(x^2y^3-1)} - \frac{3x}{y^2} + \frac{1}{y} \Rightarrow \frac{\partial z}{\partial y} = \frac{3e^0 - 3 + 1}{2(-2)} = -\frac{1}{4}$$

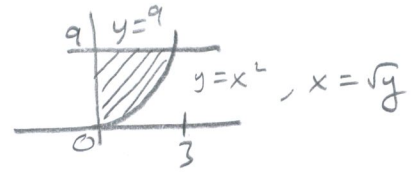
$$z + 2 = -\frac{5}{4}(x-1) - \frac{1}{4}(y-1)$$

2. (14 pts)

(a) Reverse the order of integration and evaluate $\int_0^3 \int_{x^2}^9 x e^{y^2} dy dx$.

$$0 \leq x \leq 3, x^2 \leq y \leq 9 \Rightarrow$$

$$0 \leq y \leq 9, 0 \leq x \leq \sqrt{y}$$



$$\int_0^9 \int_0^{\sqrt{y}} x e^{y^2} dx dy$$

$$\int_0^9 \frac{1}{2} x^2 e^{y^2} \Big|_0^{\sqrt{y}} dy$$

$$\frac{1}{2} \int_0^9 y e^{y^2} dy$$

$$\frac{1}{2} \int_0^{81} \frac{1}{2} e^u du$$

$$\frac{1}{4} e^u \Big|_0^{81} = \boxed{\frac{1}{4} (e^{81} - 1)}$$

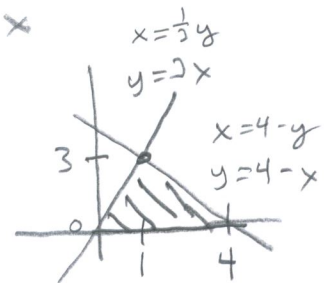
$$u = y^2 \\ du = 2y dy \\ dy = \frac{1}{2y} du$$

(b) Find the volume of the solid bounded by $z = y^2$, $z = 0$, $y = 3x$ and $y = 4 - x$.

$$\iint_D y^2 dA = ?$$

$$\boxed{D} : \text{Given } y = 3x, y = 4 - x$$

$$\text{Also } z = y^2 \Rightarrow y = \sqrt{z}$$



or

$$\int_0^1 \int_0^{3x} y^2 dy dx + \int_1^4 \int_0^{4-x} y^2 dy dx$$

$$\int_0^3 \int_{\frac{1}{3}y}^{4-y} y^2 dx dy$$

$$\int_0^3 y^2 x \Big|_{\frac{1}{3}y}^{4-y} dy$$

$$\int_0^3 y^2 (4-y) - y^2 \frac{1}{3}y dy$$

$$\int_0^3 4y^2 - y^3 - \frac{1}{3}y^3 dy$$

$$\int_0^3 4y^2 - \frac{4}{3}y^3 dy = \frac{4}{3}y^3 - \frac{1}{3}y^4 \Big|_0^3$$

$$= \frac{4}{3}(3)^3 - \frac{1}{3}(3)^4 = 36 - 27 = \boxed{9}$$

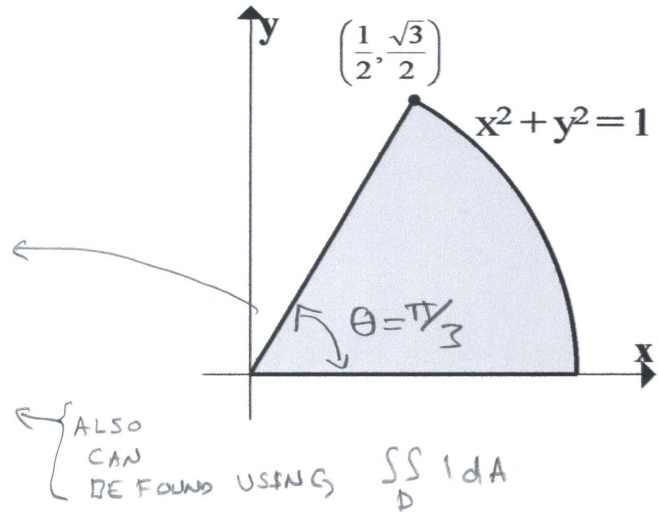
3. (9 pts) Find the average value of $T(x, y) = 16x^2$ over the region D shown below.

$$\text{AVE. VALUE} = \frac{1}{\text{AREA}} \iint_D 16x^2 dA$$

$$0 \leq \theta \leq \frac{\pi}{3}$$

$$0 \leq r \leq 1$$

$$\text{AREA} = \frac{1}{2} \theta r^2 = \frac{1}{2} \frac{\pi}{3} (1)^2 = \frac{\pi}{6}$$



$$\text{AVE. VALUE} = \frac{6}{\pi} \int_0^{\pi/3} \int_0^1 16r^2 \cos^2 \theta r dr d\theta$$

$$= \frac{6}{\pi} \int_0^{\pi/3} 16 \cos^2 \theta \left. \frac{1}{4} r^4 \right|_0^1 d\theta$$

$$= \frac{24}{\pi} \int_0^{\pi/3} \cos^2 \theta d\theta$$

$$= \frac{24}{\pi} \int_0^{\pi/3} \frac{1}{2} (1 + \cos(2\theta)) d\theta$$

$$= \frac{12}{\pi} \left(\theta + \frac{1}{2} \sin(2\theta) \right) \Big|_0^{\pi/3}$$

$$= \frac{12}{\pi} \left(\frac{\pi}{3} + \frac{1}{2} \frac{\sqrt{3}}{2} \right) = 4 + \frac{3\sqrt{3}}{\pi}$$

4. (14 pts) Find the absolute maximum and minimum values of $f(x, y) = y(x^2 + y^2) - 2y^2 + 1$ over the region D shown below.

$$f(x, y) = yx^2 + y^3 - 2y^2 + 1$$

$$\textcircled{i} f_x = 2yx \stackrel{?}{=} 0 \Rightarrow x=0 \text{ or } y=0$$

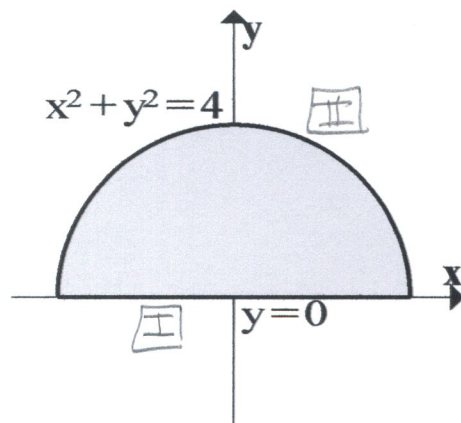
$$\textcircled{ii} f_y = x^2 + 3y^2 - 4y \stackrel{?}{=} 0$$

$$x=0 \Rightarrow 3y^2 - 4y = 0 \Rightarrow y(3y-4) = 0$$

$$y=0 \text{ or } y = \frac{4}{3}$$

$$y=0 \Rightarrow x^2=0 \Rightarrow x=0$$

CRITICAL POINTS $(0, 0)$ AND $(0, \frac{4}{3})$



$$\textcircled{I} y=0 \Rightarrow z = f(x, 0) = 1 = \text{constant height}$$

$$\textcircled{II} x^2 + y^2 = 4 \Rightarrow z = 4y - 2y^2 + 1$$

$$z' = 4 - 4y \stackrel{?}{=} 0$$

$$\Rightarrow y = 1$$

$$\Rightarrow x^2 + 1 = 4$$

$$x = \pm\sqrt{3}$$

CRITICAL NUMBERS ON BOUNDARY $(-\sqrt{3}, 1), (\sqrt{3}, 1)$

COMPARING HEIGHTS

$$f(x, 0) = 1$$

$$f(0, \frac{4}{3}) = \frac{4}{3}(0 + (\frac{4}{3})^2) - 2(\frac{4}{3})^2 + 1 = \frac{64}{27} - \frac{32}{9} + 1 = \frac{64 - 96 + 27}{27} = -\frac{5}{27} \text{ ABS. MIN}$$

$$f(\pm\sqrt{3}, 1) = (1)(3+1) - 2(1)^2 + 1 = 3 \text{ ABS MAX}$$