

# EXAM 2 SOLUTIONS

1. Evaluate each of the following integrals.

(a) (5 points)  $\int \frac{x^3+1}{x^2-5x} dx$

Degree on top is bigger  $\Rightarrow$  DIVIDE

$$\left. \begin{array}{r} x^2 - 5x \overline{) x^3 + 1} \\ \underline{-(x^3 - 5x^2)} \\ 5x^2 + 1 \\ \underline{-(5x^2 - 25x)} \\ 25x + 1 \end{array} \right\}$$

$$\int \frac{x^3+1}{x^2-5x} dx = \int x + 5 + \frac{25x+1}{x^2-5x} dx$$

$$= \frac{1}{2}x^2 + 5x + \int \frac{25x+1}{x(x-5)} dx$$

$$\frac{25x+1}{x(x-5)} = \frac{A}{x} + \frac{B}{x-5}$$

$$25x+1 = A(x-5) + Bx$$

$$x=0 \Rightarrow 1 = A(-5) \quad A = -\frac{1}{5}$$

$$x=5 \Rightarrow 126 = B(5) \quad B = \frac{126}{5}$$

$$= \frac{1}{2}x^2 + 5x + \int \frac{-1/5}{x} + \frac{126/5}{x-5} dx$$

$$= \boxed{\frac{1}{2}x^2 + 5x - \frac{1}{5} \ln|x| + \frac{126}{5} \ln|x-5| + C}$$

(b) (5 points)  $\int \tan^4(3x) \sec^4(3x) dx$  (could start with  $u=3x$  but you don't have to)

$$\int \tan^4(3x) \sec^2(3x) \sec^2(3x) dx$$

$$= \int \tan^4(3x) (1 + \tan^2(3x)) \sec^2(3x) dx$$

$$u = \tan(3x)$$

$$du = 3 \sec^2(3x) dx$$

$$dx = \frac{1}{3 \sec^2(3x)} du$$

$$= \int u^4 (1 + u^2) \frac{1}{3} du$$

$$= \frac{1}{3} \int u^4 + u^6 du$$

$$= \frac{1}{3} \left[ \frac{1}{5} u^5 + \frac{1}{7} u^7 \right] + C$$

$$= \boxed{\frac{1}{15} \tan^5(3x) + \frac{1}{21} \tan^7(3x) + C}$$

2. Evaluate each of the following integrals.

(a) (5 points)  $\int \frac{1}{(x^2 + 25)^{3/2}} dx$

$$x = 5 \tan(\theta)$$

$$dx = 5 \sec^2(\theta) d\theta$$

$$= \int \frac{1}{(25 \tan^2(\theta) + 25)^{3/2}} 5 \sec^2(\theta) d\theta$$

$$= \int \frac{1}{(25 \sec^2(\theta))^{3/2}} 5 \sec^2(\theta) d\theta$$

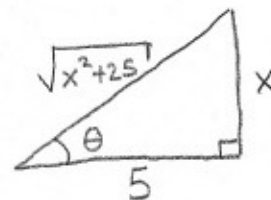
$$= \int \frac{1}{(5 \sec(\theta))^3} 5 \sec^2(\theta) d\theta$$

$$= \frac{1}{25} \int \frac{1}{\sec(\theta)} d\theta = \frac{1}{25} \int \cos(\theta) d\theta$$

$$= \frac{1}{25} \sin(\theta) + C$$

$$= \boxed{\frac{1}{25} \frac{x}{\sqrt{x^2 + 25}} + C}$$

$$\tan(\theta) = \frac{x}{5}$$



(b) (5 points)  $\int_0^{\infty} x e^{-5x} dx$

$$= \lim_{t \rightarrow \infty} \int_0^t x e^{-5x} dx$$

$$u = x \quad dv = e^{-5x} dx$$

$$du = dx \quad v = -\frac{1}{5} e^{-5x}$$

$$= \lim_{t \rightarrow \infty} \left[ -\frac{1}{5} x e^{-5x} \Big|_0^t + \int_0^t \frac{1}{5} e^{-5x} dx \right]$$

$$= \lim_{t \rightarrow \infty} \left[ -\frac{1}{5} t e^{-5t} + \left[ -\frac{1}{25} e^{-5x} \Big|_0^t \right] \right]$$

$$= \lim_{t \rightarrow \infty} \left[ -\frac{t}{5 e^{5t}} + \frac{1}{25 e^{5t}} + \frac{1}{25} \right]$$

$$= \boxed{\frac{1}{25}}$$

3. Evaluate each of the following integrals.

(a) (5 points)  $\int \frac{\cos^3(\ln(x))}{x} dx$

$$t = \ln(x)$$

$$dt = \frac{1}{x} dx$$

$$dx = x dt$$

$$= \int \cos^3(t) dt$$

$$= \int \cos^2(t) \cos(t) dt$$

$$= \int (1 - \sin^2(t)) \cos(t) dt$$

$$u = \sin(t)$$

$$du = \cos(t) dt$$

$$= \int 1 - u^2 du$$

$$= u - \frac{1}{3} u^3 + C$$

$$= \sin(t) - \frac{1}{3} \sin^3(t) + C$$

$$= \boxed{\sin(\ln(x)) - \frac{1}{3} \sin^3(\ln(x)) + C}$$

(b) (5 points)  $\int \frac{x}{\sqrt{40 - 6x - x^2}} dx$

$$= \int \frac{x}{\sqrt{40 + 9 - 9 - 6x - x^2}} dx$$

$$= \int \frac{x}{\sqrt{49 - (x+3)^2}} dx$$

$$x+3 = 7 \sin(\theta)$$

$$dx = 7 \cos(\theta) d\theta$$

$$x = 7 \sin(\theta) - 3$$

$$= \int \frac{7 \sin(\theta) - 3}{\sqrt{49 - 49 \sin^2(\theta)}} 7 \cos(\theta) d\theta$$

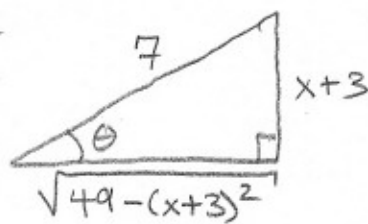
$$= \int \frac{7 \sin(\theta) - 3}{\sqrt{49 \cos^2(\theta)}} 7 \cos(\theta) d\theta$$

$$\sin(\theta) = \frac{x+3}{7}$$

$$= \int 7 \sin(\theta) - 3 d\theta = -7 \cos(\theta) - 3\theta + C$$

$$= -7 \frac{\sqrt{49 - (x+3)^2}}{7} - 3 \sin^{-1}\left(\frac{x+3}{7}\right) + C$$

$$= \boxed{-\sqrt{40 - 6x - x^2} - 3 \sin^{-1}\left(\frac{x+3}{7}\right) + C}$$



4. (6 points) Use Simpson's Rule with  $n = 4$  subintervals to approximate the integral  $\int_1^9 \frac{\sin(x)}{x} dx$ . Write out the correct sum and evaluate all the terms correctly, but you do not have to simplify your answer any further.

$$\Delta x = \frac{9-1}{4} = 2 \quad x_0 = 1, x_1 = 3, x_2 = 5, x_3 = 7, x_4 = 9$$

$$S_4 = \frac{1}{3} \Delta x [f(x_0) + 4f(x_1) + 2f(x_2) + 4f(x_3) + f(x_4)]$$

$$= \boxed{\frac{2}{3} \left[ \frac{\sin(1)}{1} + 4 \frac{\sin(3)}{3} + 2 \frac{\sin(5)}{5} + 4 \frac{\sin(7)}{7} + \frac{\sin(9)}{9} \right]}$$

5. (6 points) Find the average value of  $f(x) = \ln(x)$  from  $x = 1$  to  $x = e$ .

$$\frac{1}{e-1} \int_1^e \ln(x) dx$$

$$\begin{array}{ll} u = \ln(x) & dv = dx \\ du = \frac{1}{x} dx & v = x \end{array}$$

$$\frac{1}{e-1} [x \ln(x) \Big|_1^e - \int_1^e x \frac{1}{x} dx]$$

$$\frac{1}{e-1} [(e \ln(e) - 1 \ln(1)) - (x \Big|_1^e)]$$

$$\frac{1}{e-1} [e - (e-1)] = \boxed{\frac{1}{e-1}}$$

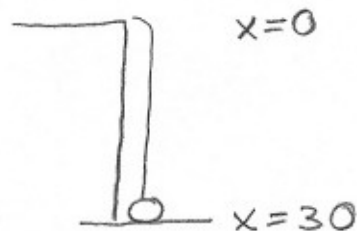
6. (8 points) A bag of sand is lifted from the ground to the top of a 30 foot high building at a constant speed with a cable that weighs 2 lb/ft. A small tear in the bag causes sand to slowly pour out. Initially the bag contains 100 pounds of sand, but the sand leaks out at a constant rate and the bag weighs 90 pounds just as it reaches the 30 foot height. How much work is done?

(Hint: Find a linear equation for the force (weight) of the bag of sand at a given height.)

$$\text{work} = \text{work to lift cable} + \text{work to lift sandbag}$$

work to lift cable

$$= \int_0^{30} 2x \, dx = x^2 \Big|_0^{30} = \boxed{900}$$



work to lift sandbag

$$= \int_0^{30} \text{force} \, dx$$

$$\begin{array}{l} x=0 \quad \text{force} = 90 \\ x=30 \quad \text{force} = 100 \end{array}$$

$$\begin{aligned} \text{force} &= mx + b \\ m &= \frac{100 - 90}{30 - 0} = \frac{1}{3} \end{aligned}$$

$$b = 90$$

$$\text{force} = \frac{1}{3}x + 90$$

$$= \int_0^{30} \left( \frac{1}{3}x + 90 \right) dx = \frac{1}{6}x^2 + 90x \Big|_0^{30}$$

$$= \frac{1}{6}900 + 2700 = \boxed{2850}$$

$$\text{Work} = 900 + 2850 = \boxed{3750 \text{ ft-lbs}}$$

Note: you could also take  $x=0$  at the bottom in which case the force equation becomes  $\text{force} = -\frac{1}{3}x + 100$ . (But you get the same value)