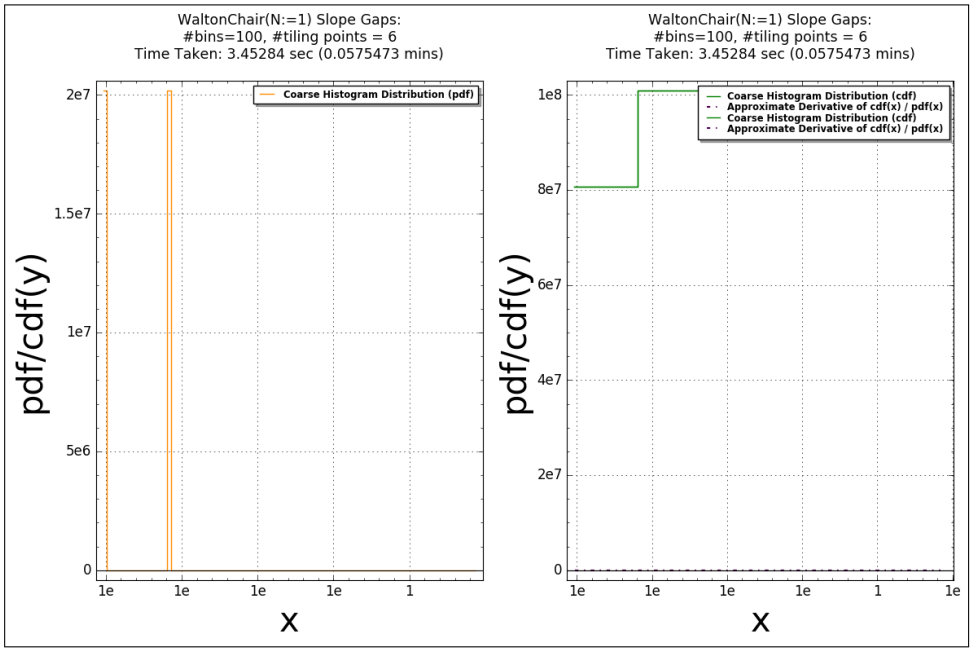
WaltonChair(N:=1) Slope Gaps:
#bins=100, #tiling points = 6
Time Taken: 3.45284 sec (0.0575473 mins)
Coarse Histogram Distribution (pdf)
pdf/cdf(y)
x
WaltonChair(N:=1) Slope Gaps:
#bins=100, #tiling points = 6
Time Taken: 3.45284 sec (0.0575473 mins)
Coarse Histogram Distribution (cdf)
Approximate Derivative of cdf(x) / pdf(x)
Coarse Histogram Distribution (cdf)
Approximate Derivative of cdf(x) / pdf(x)
pdf/cdf(y)
x

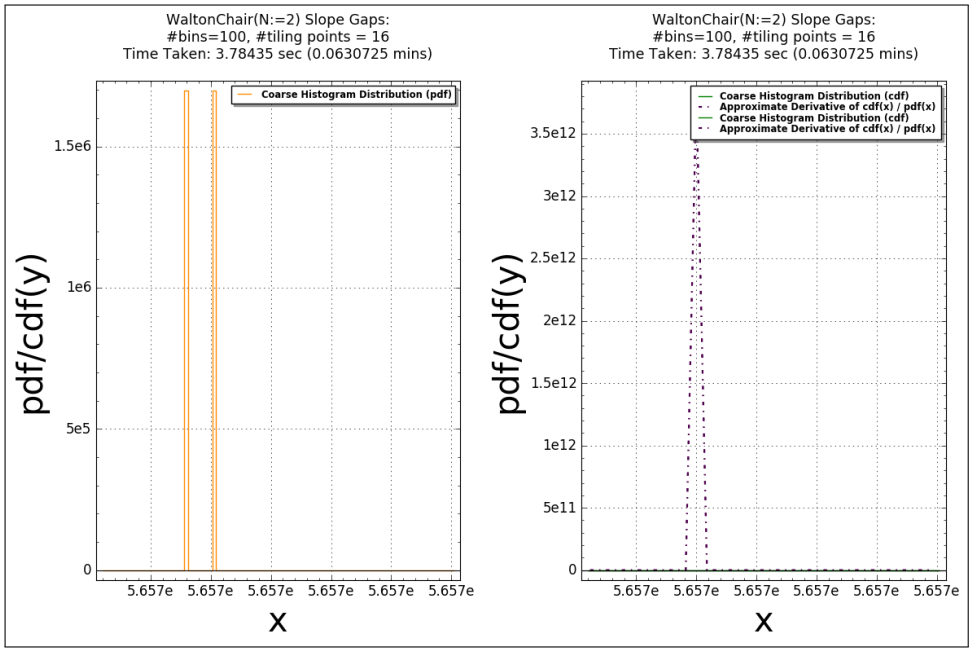
WaltonChair(N:=2) Slope Gaps:
#bins=100, #tiling points = 16
Time Taken: 3.78435 sec (0.0630725 mins)
Coarse Histogram Distribution (pdf)
pdf/cdf(y)
x
WaltonChair(N:=2) Slope Gaps:
#bins=100, #tiling points = 16
Time Taken: 3.78435 sec (0.0630725 mins)
Coarse Histogram Distribution (cdf)
Approximate Derivative of cdf(x) / pdf(x)
Coarse Histogram Distribution (cdf)
Approximate Derivative of cdf(x) / pdf(x)
pdf/cdf(y)
x

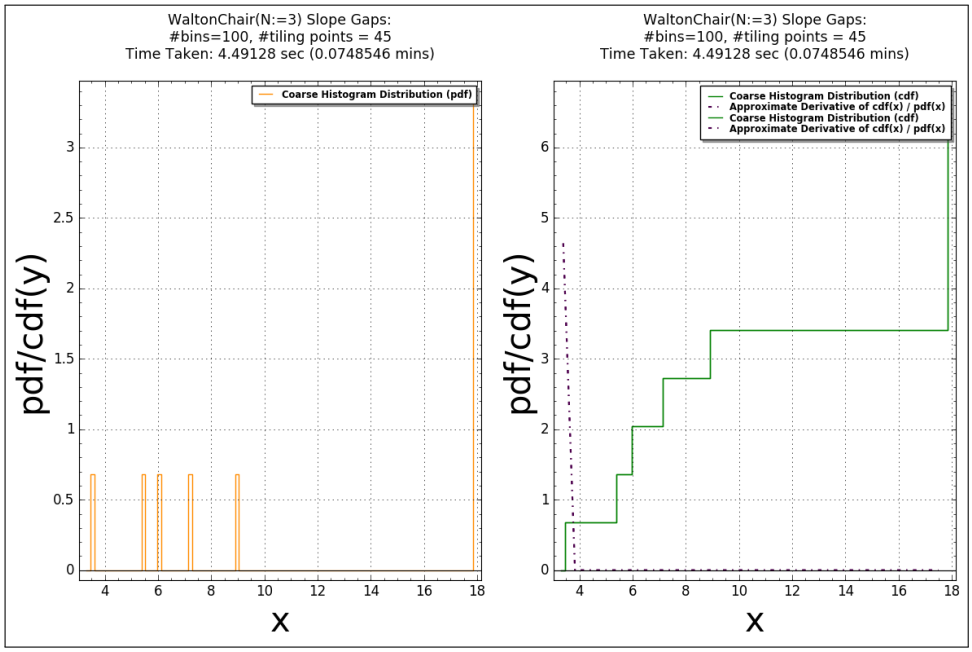
WaltonChair(N:=3) Slope Gaps:
#bins=100, #tiling points = 45
Time Taken: 4.49128 sec (0.0748546 mins)
Coarse Histogram Distribution (pdf)
pdf/cdf(y)
x
WaltonChair(N:=3) Slope Gaps:
#bins=100, #tiling points = 45
Time Taken: 4.49128 sec (0.0748546 mins)
Coarse Histogram Distribution (cdf)
Approximate Derivative of cdf(x) / pdf(x)
Coarse Histogram Distribution (cdf)
Approximate Derivative of cdf(x) / pdf(x)
pdf/cdf(y)
x

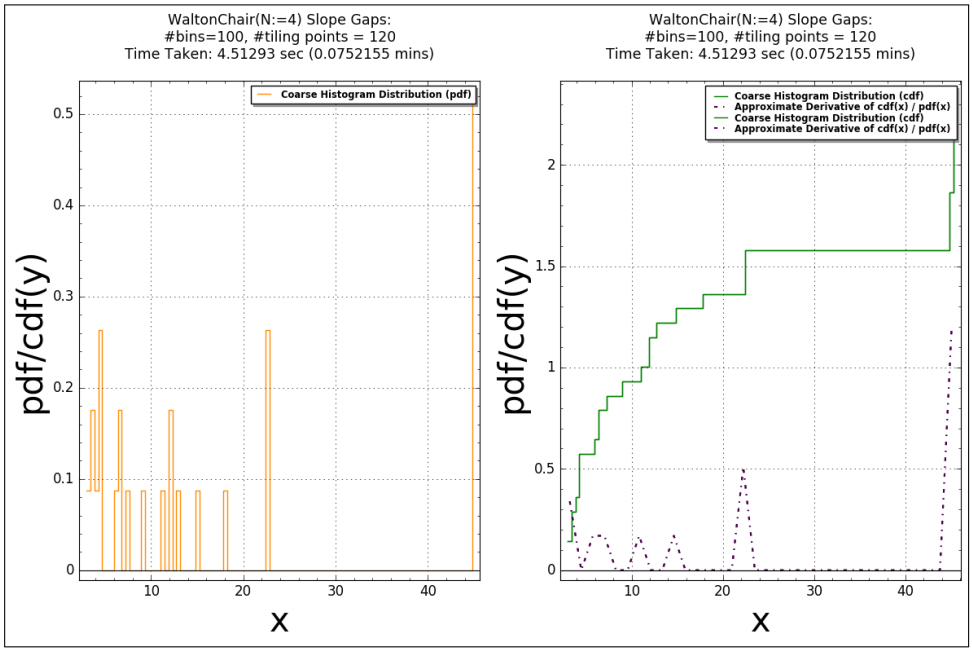
WaltonChair(N:=4) Slope Gaps:
#bins=100, #tiling points = 120
Time Taken: 4.51293 sec (0.0752155 mins)
Coarse Histogram Distribution (pdf)
pdf/cdf(y)
x
WaltonChair(N:=4) Slope Gaps:
#bins=100, #tiling points = 120
Time Taken: 4.51293 sec (0.0752155 mins)
Coarse Histogram Distribution (cdf)
Approximate Derivative of cdf(x) / pdf(x)
Coarse Histogram Distribution (cdf)
Approximate Derivative of cdf(x) / pdf(x)
pdf/cdf(y)
x

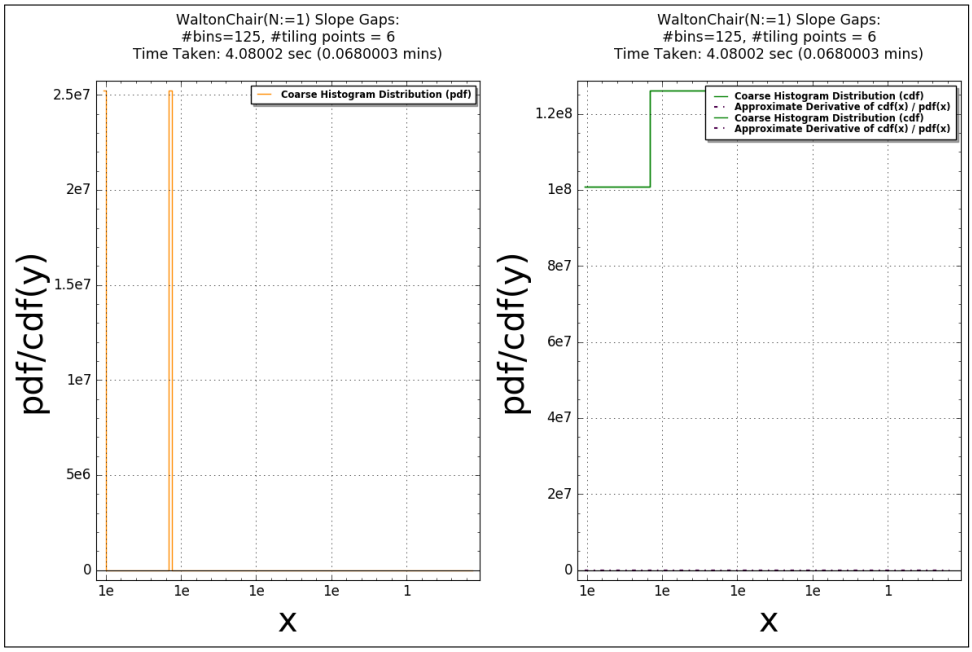
WaltonChair(N:=1) Slope Gaps:
#bins=125, #tiling points = 6
Time Taken: 4.08002 sec (0.0680003 mins)
Coarse Histogram Distribution (pdf)
pdf/cdf(y)
x
WaltonChair(N:=1) Slope Gaps:
#bins=125, #tiling points = 6
Time Taken: 4.08002 sec (0.0680003 mins)
Coarse Histogram Distribution (cdf)
Approximate Derivative of cdf(x) / pdf(x)
Coarse Histogram Distribution (cdf)
Approximate Derivative of cdf(x) / pdf(x)
pdf/cdf(y)
x

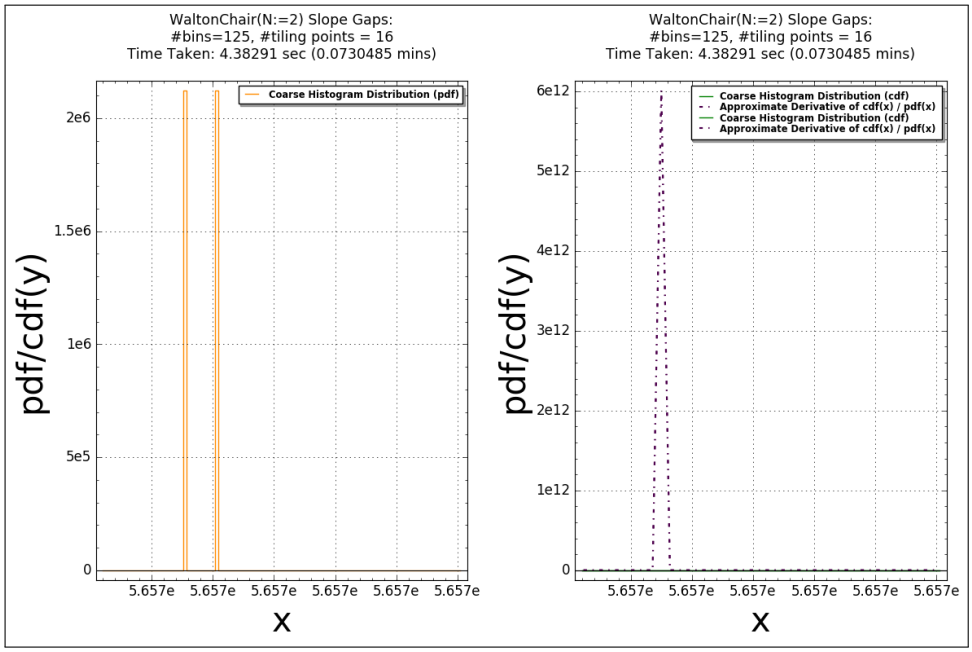
WaltonChair(N:=2) Slope Gaps:
#bins=125, #tiling points = 16
Time Taken: 4.38291 sec (0.0730485 mins)
Coarse Histogram Distribution (pdf)
pdf/cdf(y)
x
WaltonChair(N:=2) Slope Gaps:
#bins=125, #tiling points = 16
Time Taken: 4.38291 sec (0.0730485 mins)
Coarse Histogram Distribution (cdf)
Approximate Derivative of cdf(x) / pdf(x)
Coarse Histogram Distribution (cdf)
Approximate Derivative of cdf(x) / pdf(x)
pdf/cdf(y)
x

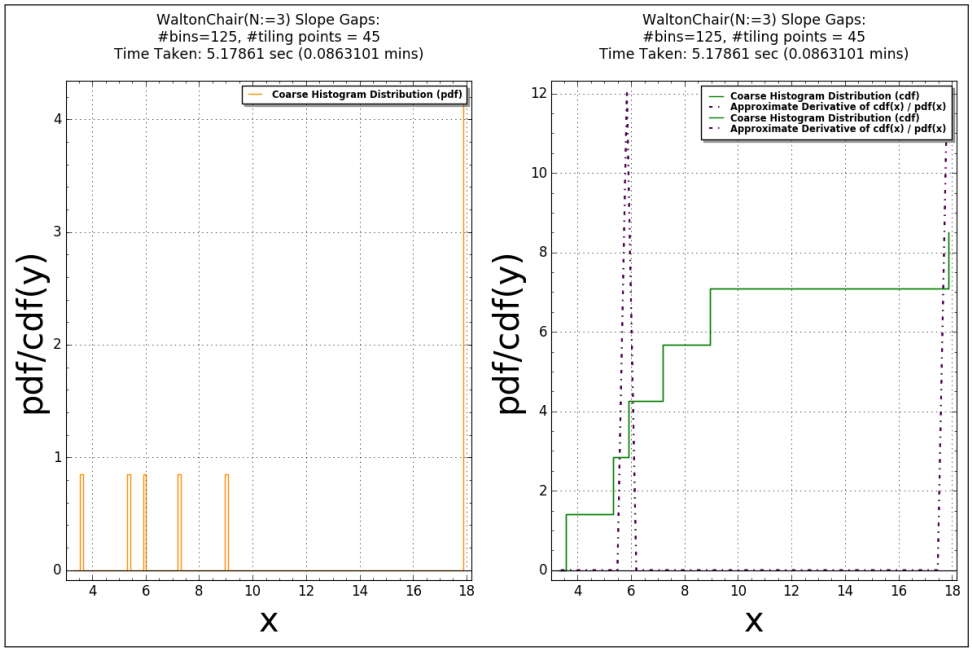
WaltonChair(N:=3) Slope Gaps:
#bins=125, #tiling points = 45
Time Taken: 5.17861 sec (0.0863101 mins)
Coarse Histogram Distribution (pdf)
pdf/cdf(y)
x
WaltonChair(N:=3) Slope Gaps:
#bins=125, #tiling points = 45
Time Taken: 5.17861 sec (0.0863101 mins)
Coarse Histogram Distribution (cdf)
Approximate Derivative of cdf(x) / pdf(x)
Coarse Histogram Distribution (cdf)
Approximate Derivative of cdf(x) / pdf(x)
pdf/cdf(y)
x

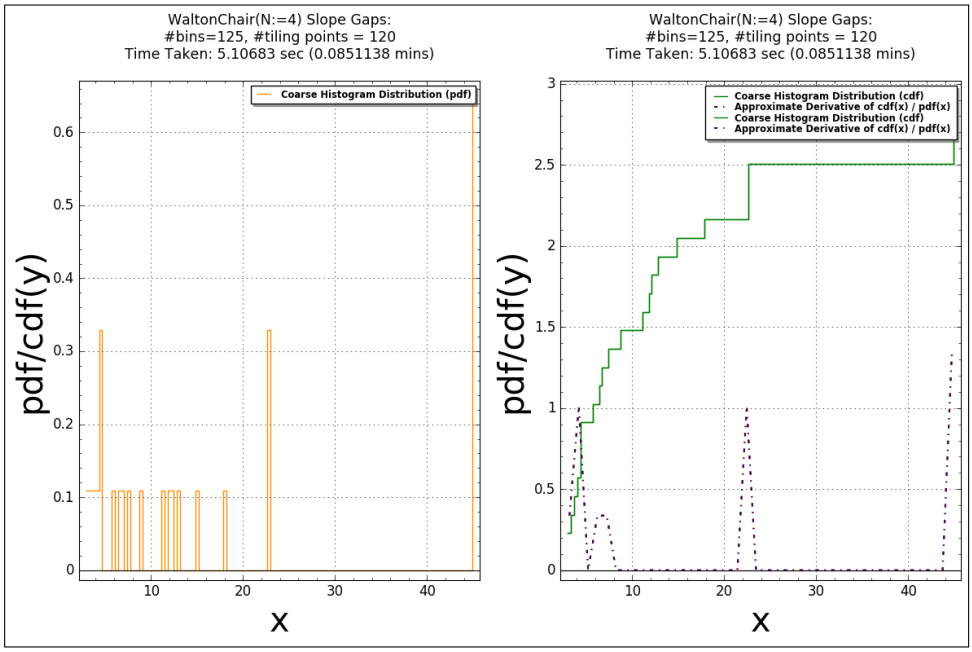
WaltonChair(N:=4) Slope Gaps:
#bins=125, #tiling points = 120
Time Taken: 5.10683 sec (0.0851138 mins)
Coarse Histogram Distribution (pdf)
pdf/cdf(y)
x
WaltonChair(N:=4) Slope Gaps:
#bins=125, #tiling points = 120
Time Taken: 5.10683 sec (0.0851138 mins)
Coarse Histogram Distribution (cdf)
Approximate Derivative of cdf(x) / pdf(x)
Coarse Histogram Distribution (cdf)
Approximate Derivative of cdf(x) / pdf(x)
pdf/cdf(y)
x

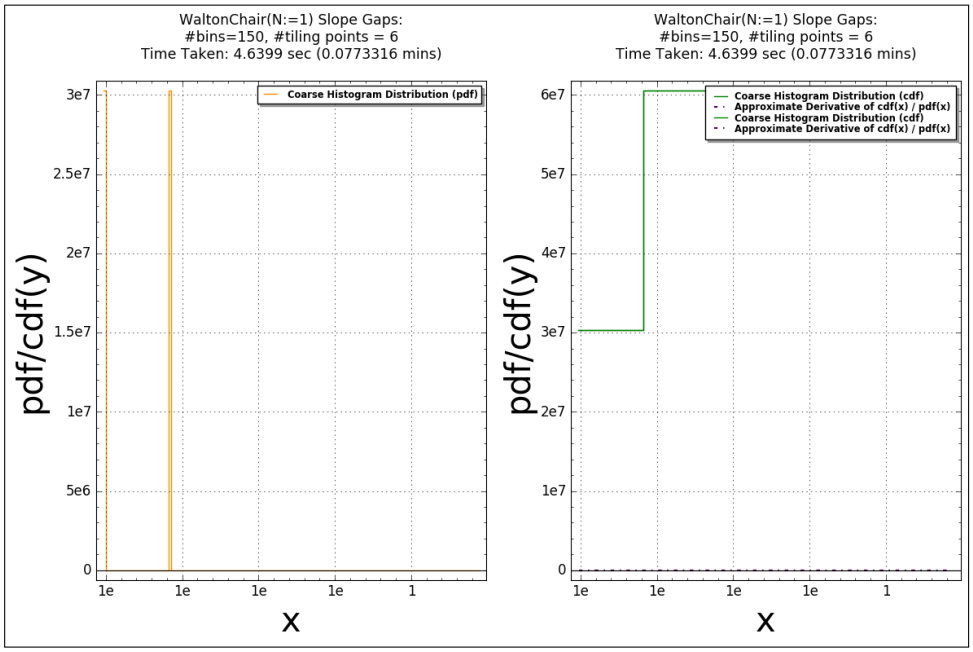
WaltonChair(N:=1) Slope Gaps:
#bins=150, #tiling points = 6
Time Taken: 4.6399 sec (0.0773316 mins)
Coarse Histogram Distribution (pdf)
pdf/cdf(y)
x
WaltonChair(N:=1) Slope Gaps:
#bins=150, #tiling points = 6
Time Taken: 4.6399 sec (0.0773316 mins)
Coarse Histogram Distribution (cdf)
Approximate Derivative of cdf(x) / pdf(x)
Coarse Histogram Distribution (cdf)
Approximate Derivative of cdf(x) / pdf(x)
pdf/cdf(y)
x

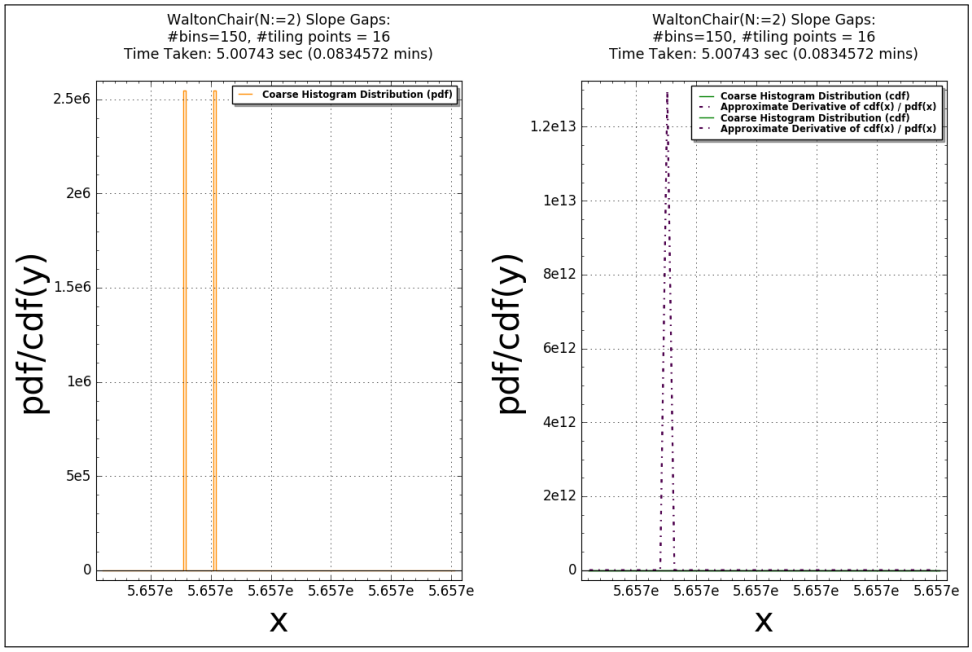
WaltonChair(N:=2) Slope Gaps:
#bins=150, #tiling points = 16
Time Taken: 5.00743 sec (0.0834572 mins)
Coarse Histogram Distribution (pdf)
pdf/cdf(y)
x
WaltonChair(N:=2) Slope Gaps:
#bins=150, #tiling points = 16
Time Taken: 5.00743 sec (0.0834572 mins)
Coarse Histogram Distribution (cdf)
Approximate Derivative of cdf(x) / pdf(x)
Coarse Histogram Distribution (cdf)
Approximate Derivative of cdf(x) / pdf(x)
pdf/cdf(y)
x

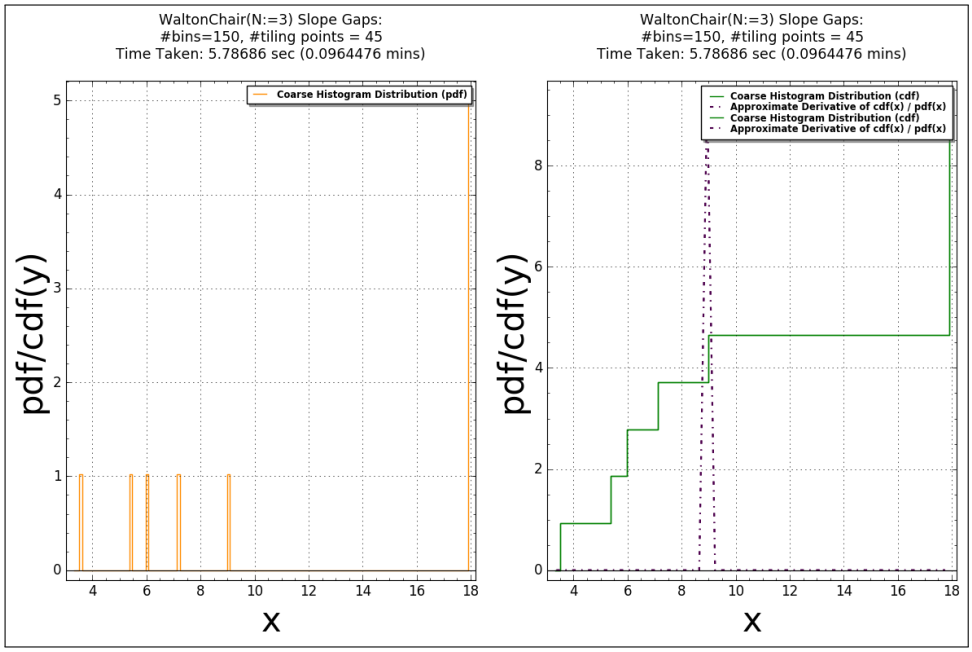
WaltonChair(N:=3) Slope Gaps:
#bins=150, #tiling points = 45
Time Taken: 5.78686 sec (0.0964476 mins)
Coarse Histogram Distribution (pdf)
pdf/cdf(y)
x
WaltonChair(N:=3) Slope Gaps:
#bins=150, #tiling points = 45
Time Taken: 5.78686 sec (0.0964476 mins)
Coarse Histogram Distribution (cdf)
Approximate Derivative of cdf(x) / pdf(x)
Coarse Histogram Distribution (cdf)
Approximate Derivative of cdf(x) / pdf(x)
pdf/cdf(y)
x

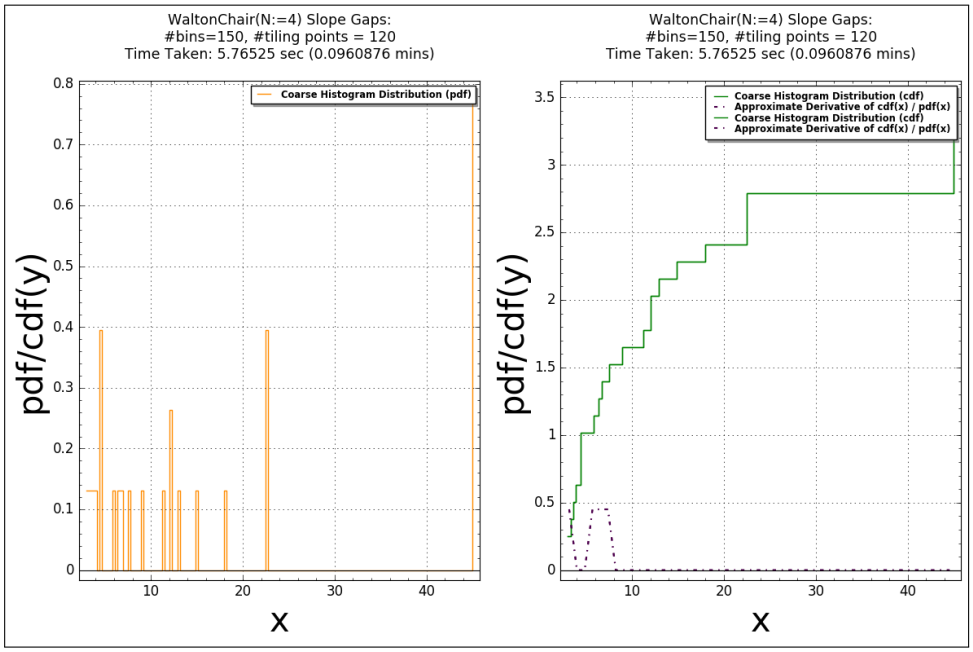
WaltonChair(N:=4) Slope Gaps:
#bins=150, #tiling points = 120
Time Taken: 5.76525 sec (0.0960876 mins)
Coarse Histogram Distribution (pdf)
pdf/cdf(y)
x
WaltonChair(N:=4) Slope Gaps:
#bins=150, #tiling points = 120
Time Taken: 5.76525 sec (0.0960876 mins)
Coarse Histogram Distribution (cdf)
Approximate Derivative of cdf(x) / pdf(x)
Coarse Histogram Distribution (cdf)
Approximate Derivative of cdf(x) / pdf(x)
pdf/cdf(y)
x

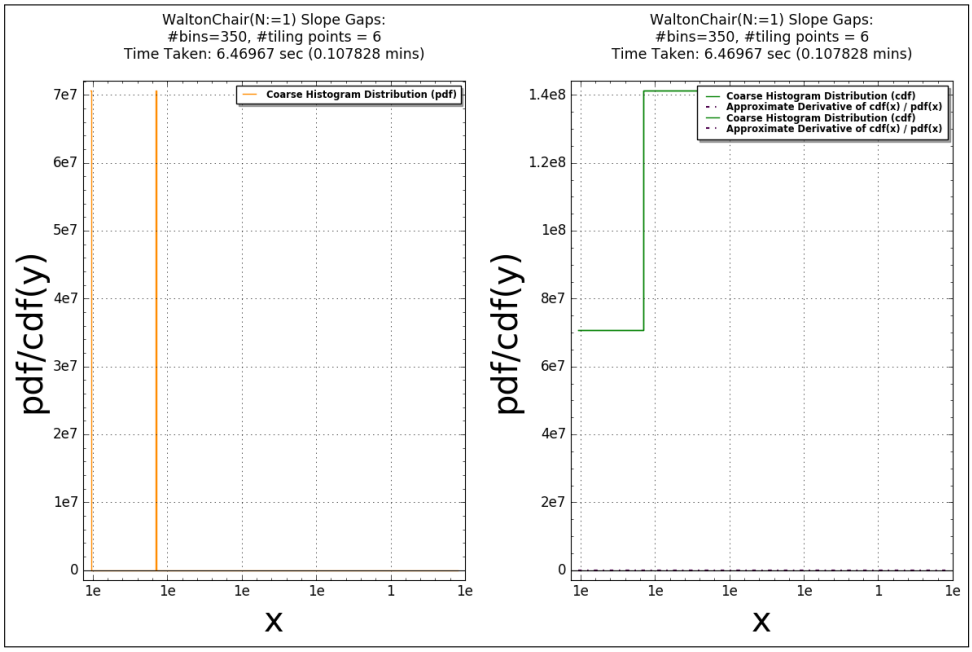
WaltonChair(N:=1) Slope Gaps:
#bins=350, #tiling points = 6
Time Taken: 6.46967 sec (0.107828 mins)
Coarse Histogram Distribution (pdf)
pdf/cdf(y)
x
WaltonChair(N:=1) Slope Gaps:
#bins=350, #tiling points = 6
Time Taken: 6.46967 sec (0.107828 mins)
Coarse Histogram Distribution (cdf)
Approximate Derivative of cdf(x) / pdf(x)
Coarse Histogram Distribution (cdf)
Approximate Derivative of cdf(x) / pdf(x)
pdf/cdf(y)
x

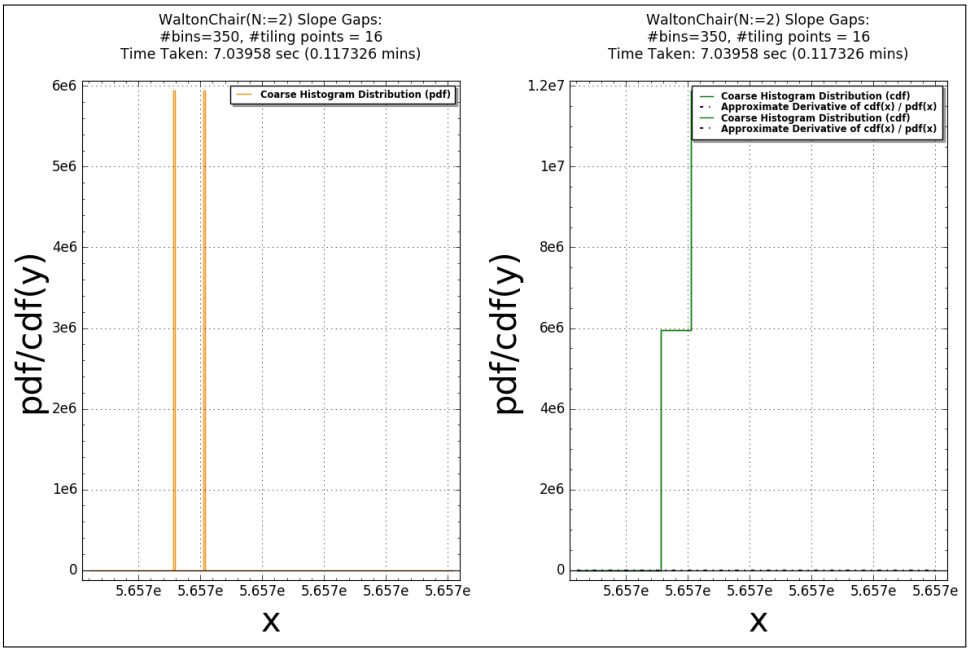
WaltonChair(N:=2) Slope Gaps:
#bins=350, #tiling points = 16
Time Taken: 7.03958 sec (0.117326 mins)
Coarse Histogram Distribution (pdf)
pdf/cdf(y)
x
WaltonChair(N:=2) Slope Gaps:
#bins=350, #tiling points = 16
Time Taken: 7.03958 sec (0.117326 mins)
Coarse Histogram Distribution (cdf)
Approximate Derivative of cdf(x) / pdf(x)
Coarse Histogram Distribution (cdf)
Approximate Derivative of cdf(x) / pdf(x)
pdf/cdf(y)
x

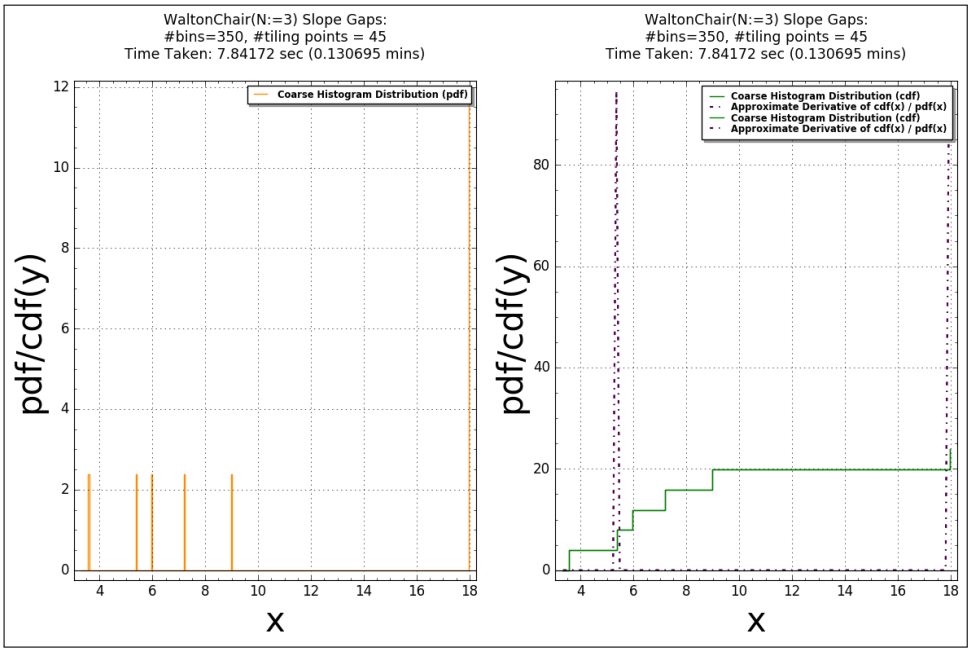
WaltonChair(N:=3) Slope Gaps:
#bins=350, #tiling points = 45
Time Taken: 7.84172 sec (0.130695 mins)
Coarse Histogram Distribution (pdf)
pdf/cdf(y)
x
WaltonChair(N:=3) Slope Gaps:
#bins=350, #tiling points = 45
Time Taken: 7.84172 sec (0.130695 mins)
Coarse Histogram Distribution (cdf)
Approximate Derivative of cdf(x) / pdf(x)
Coarse Histogram Distribution (cdf)
Approximate Derivative of cdf(x) / pdf(x)
pdf/cdf(y)
x

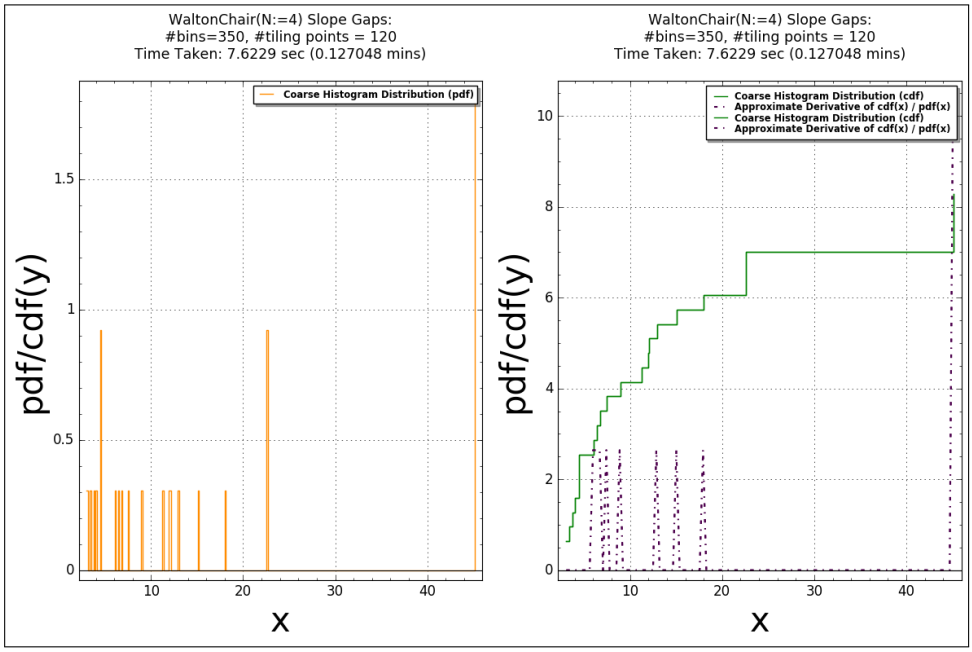
WaltonChair(N:=4) Slope Gaps:
#bins=350, #tiling points = 120
Time Taken: 7.6229 sec (0.127048 mins)
Coarse Histogram Distribution (pdf)
pdf/cdf(y)
x
WaltonChair(N:=4) Slope Gaps:
#bins=350, #tiling points = 120
Time Taken: 7.6229 sec (0.127048 mins)
Coarse Histogram Distribution (cdf)
Approximate Derivative of cdf(x) / pdf(x)
Coarse Histogram Distribution (cdf)
Approximate Derivative of cdf(x) / pdf(x)
pdf/cdf(y)
x