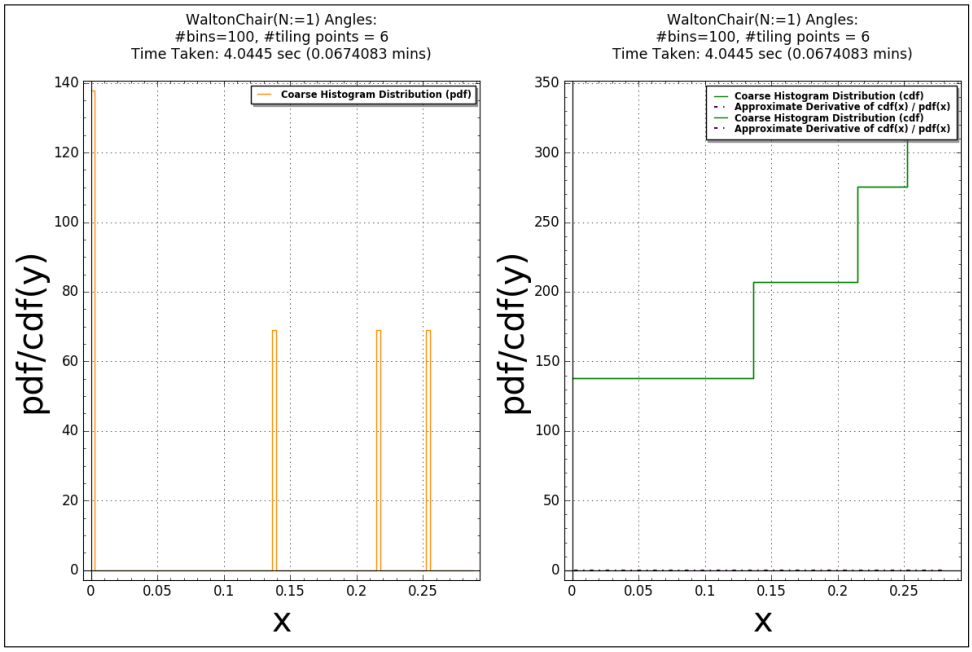
WaltonChair(N:=1) Angles:
#bins=100, #tiling points = 6
Time Taken: 4.0445 sec (0.0674083 mins)
Coarse Histogram Distribution (pdf)
pdf/cdf(y)
x
WaltonChair(N:=1) Angles:
#bins=100, #tiling points = 6
Time Taken: 4.0445 sec (0.0674083 mins)
Coarse Histogram Distribution (cdf)
Approximate Derivative of cdf(x) / pdf(x)
Coarse Histogram Distribution (cdf)
Approximate Derivative of cdf(x) / pdf(x)
pdf/cdf(y)
x

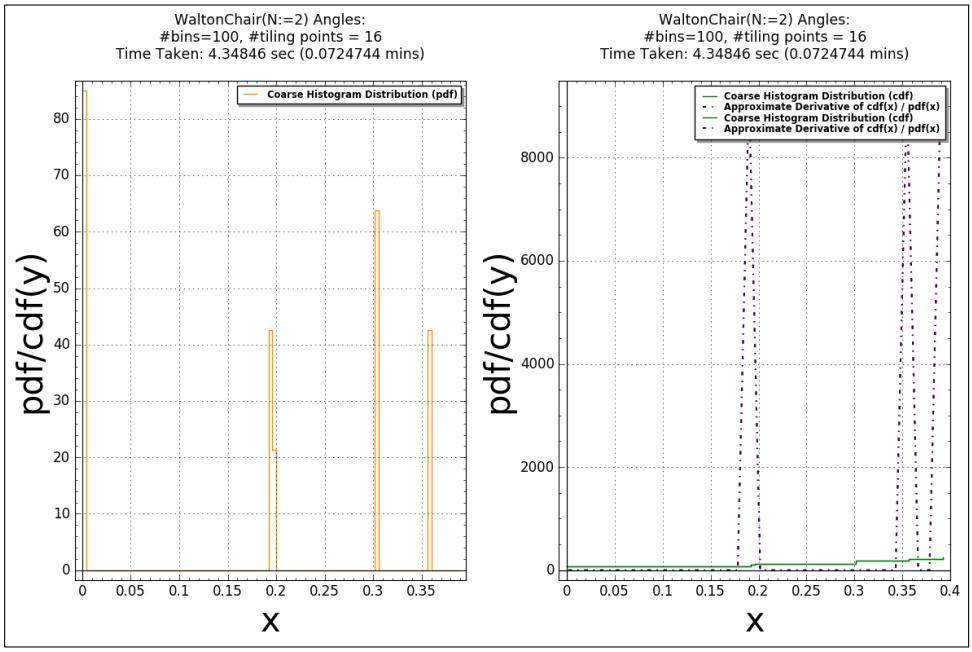
WaltonChair(N:=2) Angles:
#bins=100, #tiling points = 16
Time Taken: 4.34846 sec (0.0724744 mins)
Coarse Histogram Distribution (pdf)
pdf/cdf(y)
x
WaltonChair(N:=2) Angles:
#bins=100, #tiling points = 16
Time Taken: 4.34846 sec (0.0724744 mins)
Coarse Histogram Distribution (cdf)
Approximate Derivative of cdf(x) / pdf(x)
Coarse Histogram Distribution (cdf)
Approximate Derivative of cdf(x) / pdf(x)
pdf/cdf(y)
x

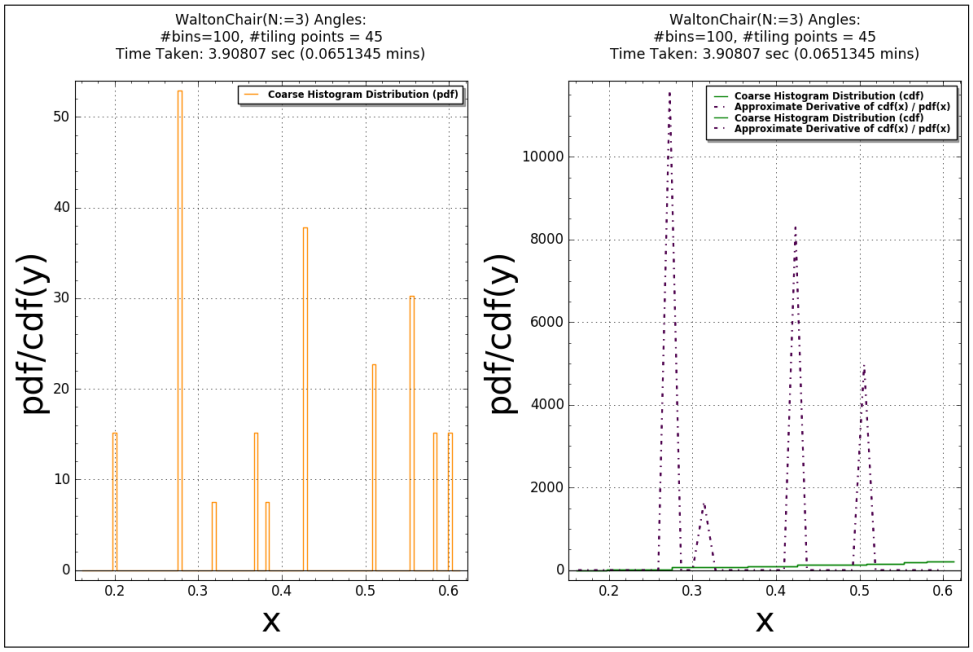
WaltonChair(N:=3) Angles:
#bins=100, #tiling points = 45
Time Taken: 3.90807 sec (0.0651345 mins)
Coarse Histogram Distribution (pdf)
pdf/cdf(y)
x
WaltonChair(N:=3) Angles:
#bins=100, #tiling points = 45
Time Taken: 3.90807 sec (0.0651345 mins)
Coarse Histogram Distribution (cdf)
Approximate Derivative of cdf(x) / pdf(x)
Coarse Histogram Distribution (cdf)
Approximate Derivative of cdf(x) / pdf(x)
pdf/cdf(y)
x

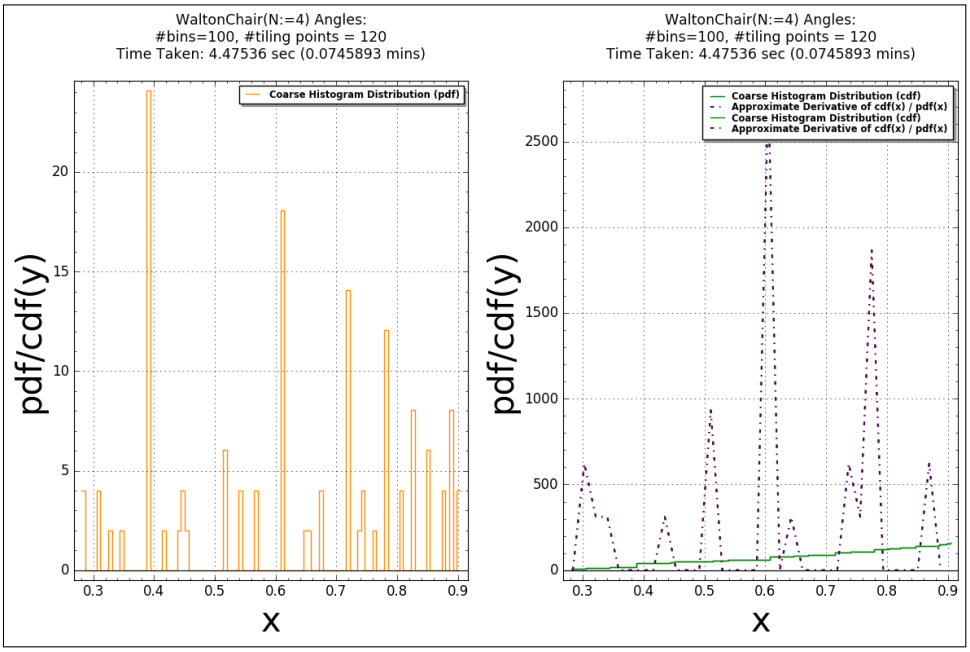
WaltonChair(N:=4) Angles:
#bins=100, #tiling points = 120
Time Taken: 4.47536 sec (0.0745893 mins)
Coarse Histogram Distribution (pdf)
pdf/cdf(y)
x
WaltonChair(N:=4) Angles:
#bins=100, #tiling points = 120
Time Taken: 4.47536 sec (0.0745893 mins)
Coarse Histogram Distribution (cdf)
Approximate Derivative of cdf(x) / pdf(x)
Coarse Histogram Distribution (cdf)
Approximate Derivative of cdf(x) / pdf(x)
pdf/cdf(y)
x

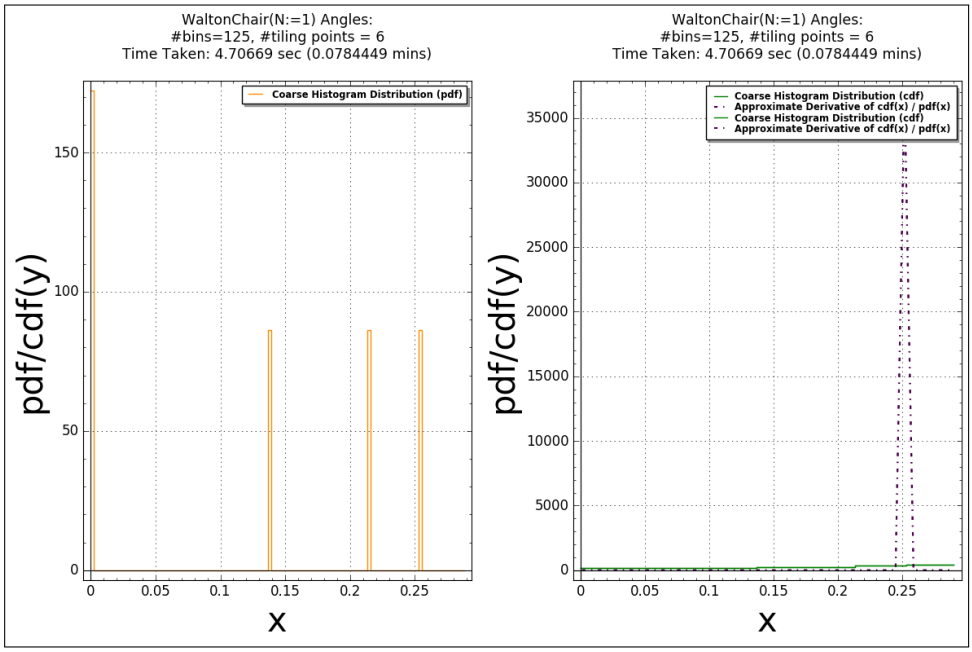
WaltonChair(N:=1) Angles:
#bins=125, #tiling points = 6
Time Taken: 4.70669 sec (0.0784449 mins)
Coarse Histogram Distribution (pdf)
pdf/cdf(y)
x
WaltonChair(N:=1) Angles:
#bins=125, #tiling points = 6
Time Taken: 4.70669 sec (0.0784449 mins)
Coarse Histogram Distribution (cdf)
Approximate Derivative of cdf(x) / pdf(x)
Coarse Histogram Distribution (cdf)
Approximate Derivative of cdf(x) / pdf(x)
pdf/cdf(y)
x

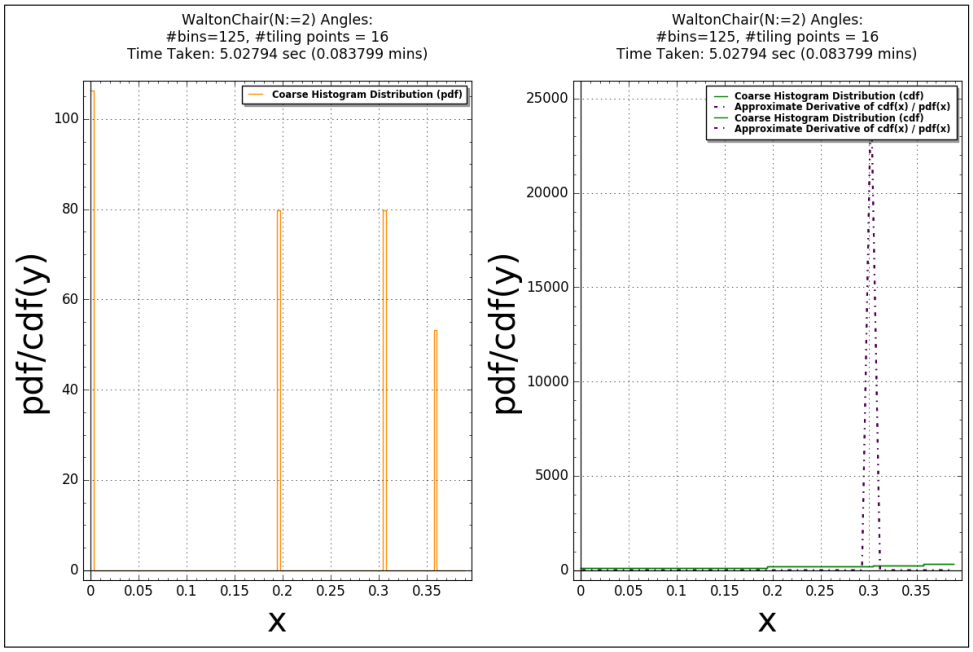
WaltonChair(N:=2) Angles:
#bins=125, #tiling points = 16
Time Taken: 5.02794 sec (0.083799 mins)
Coarse Histogram Distribution (pdf)
pdf/cdf(y)
x
WaltonChair(N:=2) Angles:
#bins=125, #tiling points = 16
Time Taken: 5.02794 sec (0.083799 mins)
Coarse Histogram Distribution (cdf)
Approximate Derivative of cdf(x) / pdf(x)
Coarse Histogram Distribution (cdf)
Approximate Derivative of cdf(x) / pdf(x)
pdf/cdf(y)
x

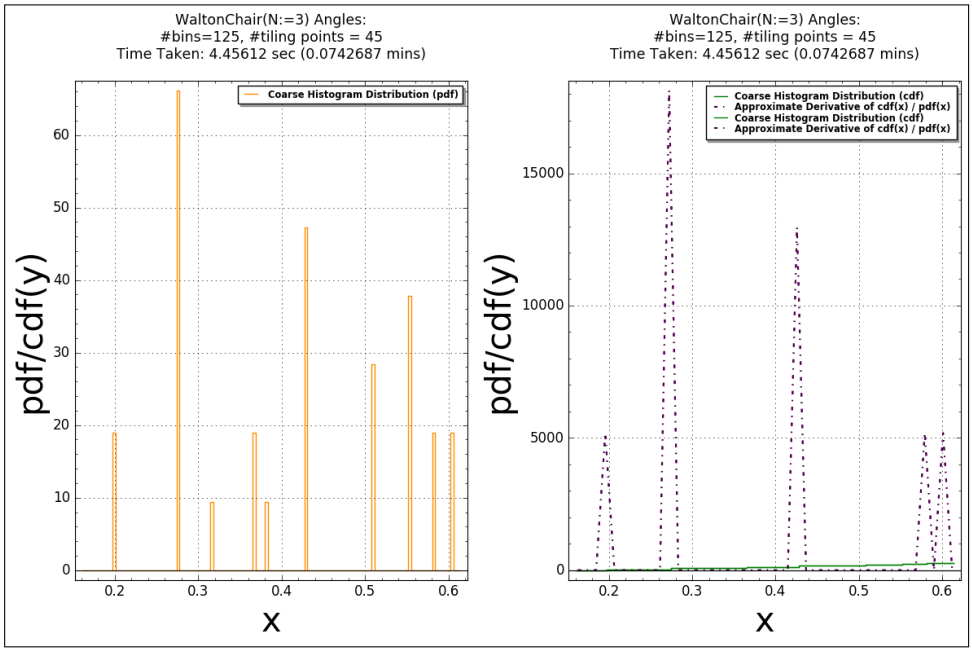
WaltonChair(N:=3) Angles:
#bins=125, #tiling points = 45
Time Taken: 4.45612 sec (0.0742687 mins)
Coarse Histogram Distribution (pdf)
pdf/cdf(y)
x
WaltonChair(N:=3) Angles:
#bins=125, #tiling points = 45
Time Taken: 4.45612 sec (0.0742687 mins)
Coarse Histogram Distribution (cdf)
Approximate Derivative of cdf(x) / pdf(x)
Coarse Histogram Distribution (cdf)
Approximate Derivative of cdf(x) / pdf(x)
pdf/cdf(y)
x

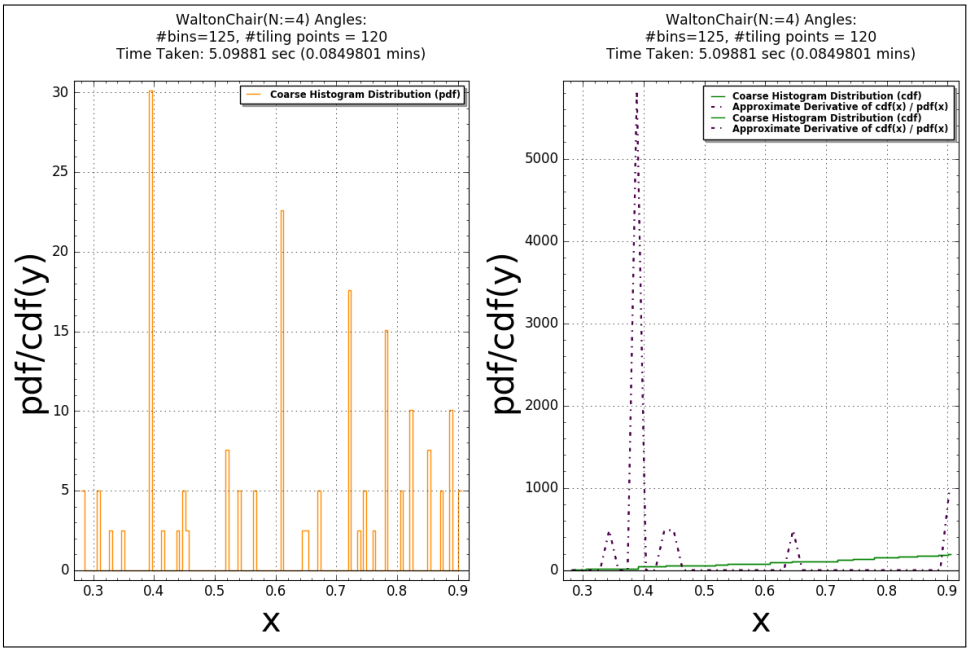
WaltonChair(N:=4) Angles:
#bins=125, #tiling points = 120
Time Taken: 5.09881 sec (0.0849801 mins)
Coarse Histogram Distribution (pdf)
pdf/cdf(y)
x
WaltonChair(N:=4) Angles:
#bins=125, #tiling points = 120
Time Taken: 5.09881 sec (0.0849801 mins)
Coarse Histogram Distribution (cdf)
Approximate Derivative of cdf(x) / pdf(x)
Coarse Histogram Distribution (cdf)
Approximate Derivative of cdf(x) / pdf(x)
pdf/cdf(y)
x

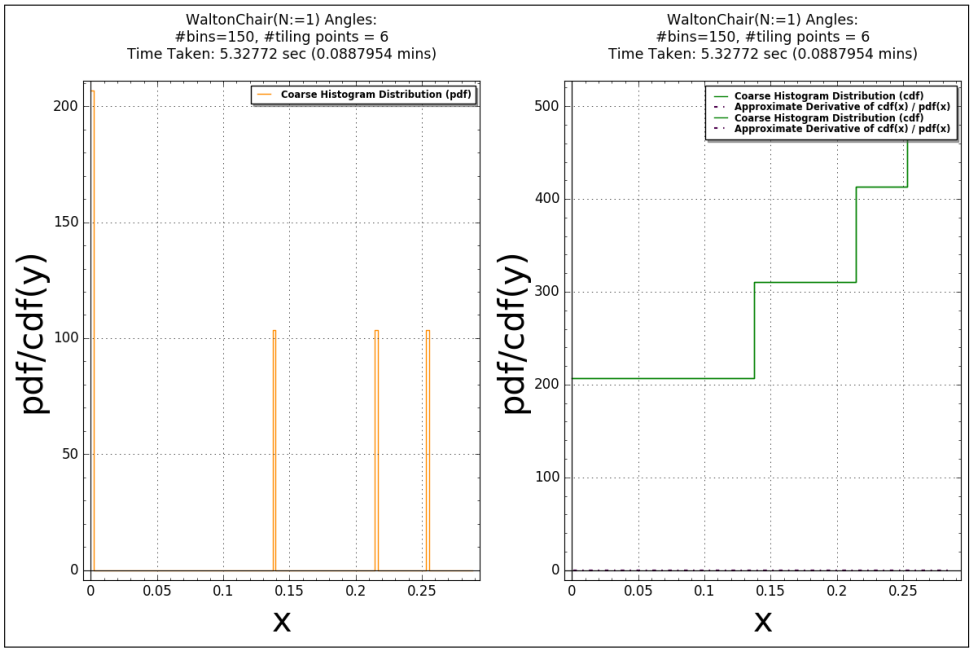
WaltonChair(N:=1) Angles:
#bins=150, #tiling points = 6
Time Taken: 5.32772 sec (0.0887954 mins)
Coarse Histogram Distribution (pdf)
pdf/cdf(y)
x
WaltonChair(N:=1) Angles:
#bins=150, #tiling points = 6
Time Taken: 5.32772 sec (0.0887954 mins)
Coarse Histogram Distribution (cdf)
Approximate Derivative of cdf(x) / pdf(x)
Coarse Histogram Distribution (cdf)
Approximate Derivative of cdf(x) / pdf(x)
pdf/cdf(y)
x

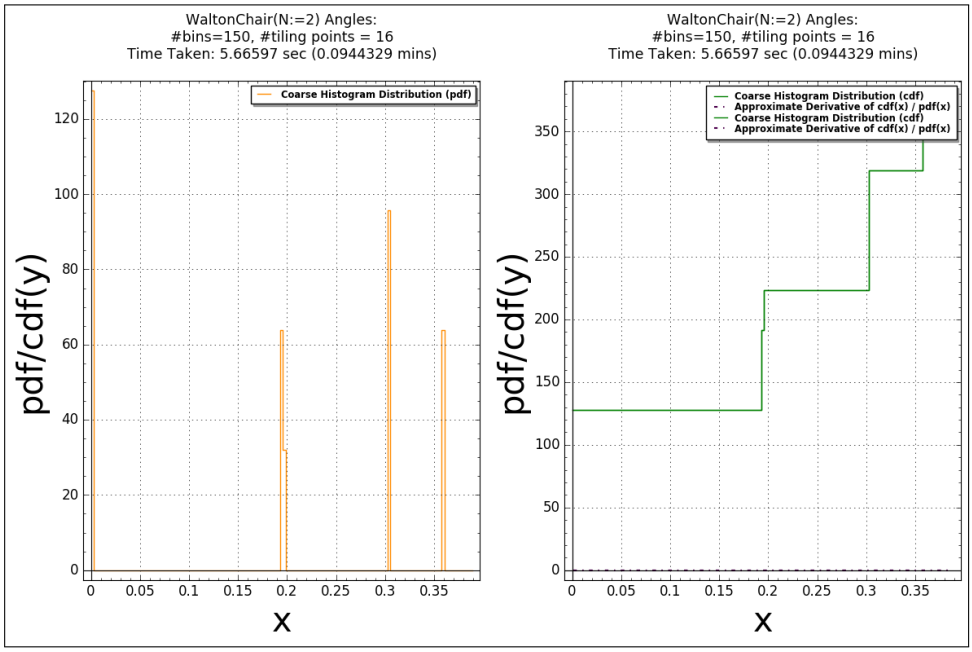
WaltonChair(N:=2) Angles:
#bins=150, #tiling points = 16
Time Taken: 5.66597 sec (0.0944329 mins)
Coarse Histogram Distribution (pdf)
pdf/cdf(y)
x
WaltonChair(N:=2) Angles:
#bins=150, #tiling points = 16
Time Taken: 5.66597 sec (0.0944329 mins)
Coarse Histogram Distribution (cdf)
Approximate Derivative of cdf(x) / pdf(x)
Coarse Histogram Distribution (cdf)
Approximate Derivative of cdf(x) / pdf(x)
pdf/cdf(y)
x

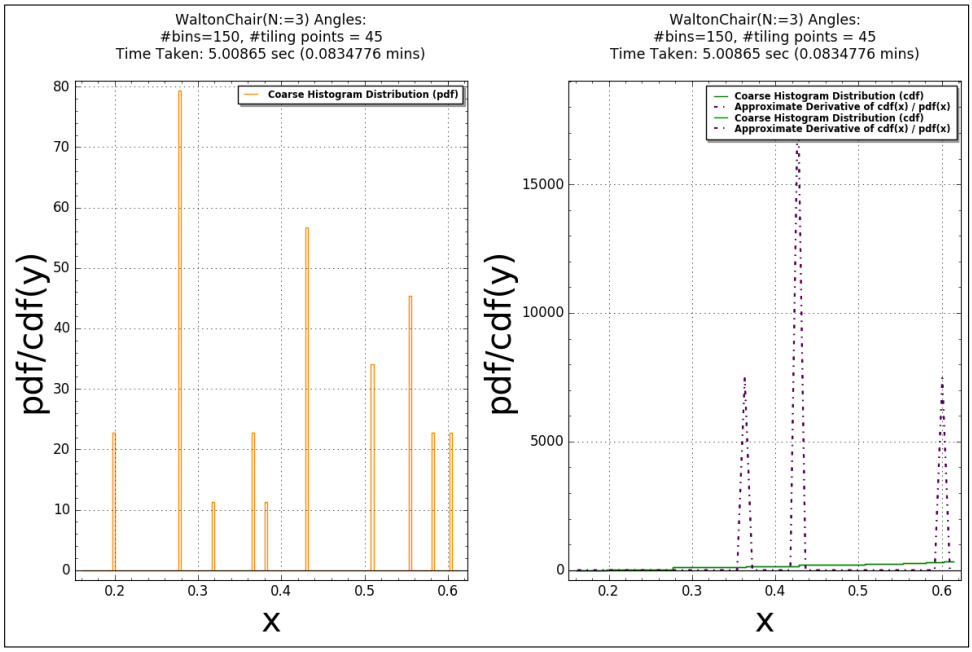
WaltonChair(N:=3) Angles:
#bins=150, #tiling points = 45
Time Taken: 5.00865 sec (0.0834776 mins)
Coarse Histogram Distribution (pdf)
pdf/cdf(y)
x
WaltonChair(N:=3) Angles:
#bins=150, #tiling points = 45
Time Taken: 5.00865 sec (0.0834776 mins)
Coarse Histogram Distribution (cdf)
Approximate Derivative of cdf(x) / pdf(x)
Coarse Histogram Distribution (cdf)
Approximate Derivative of cdf(x) / pdf(x)
pdf/cdf(y)
x

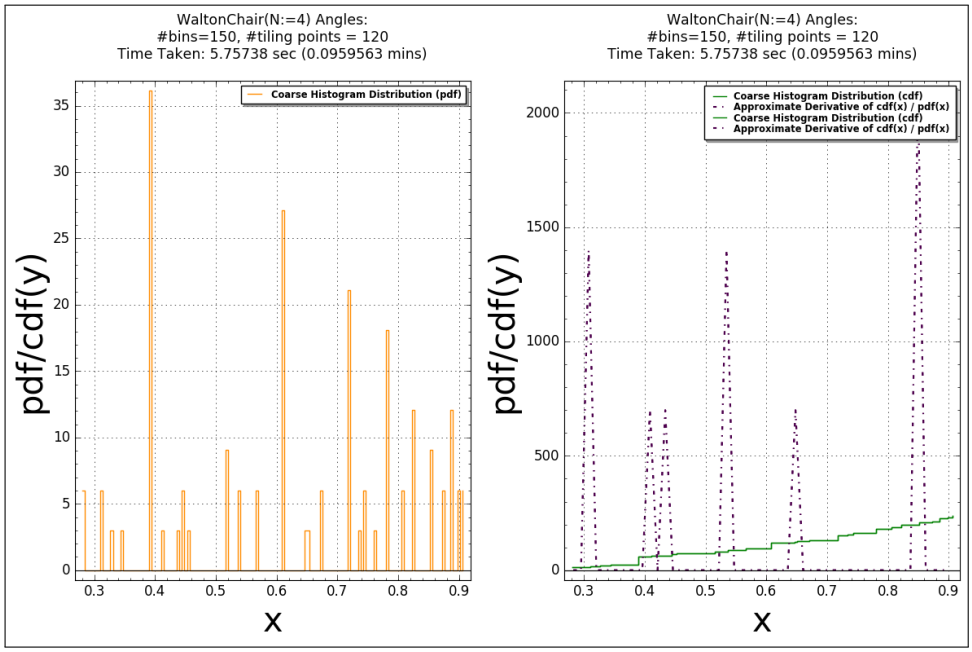
WaltonChair(N:=4) Angles:
#bins=150, #tiling points = 120
Time Taken: 5.75738 sec (0.0959563 mins)
Coarse Histogram Distribution (pdf)
pdf/cdf(y)
x
WaltonChair(N:=4) Angles:
#bins=150, #tiling points = 120
Time Taken: 5.75738 sec (0.0959563 mins)
Coarse Histogram Distribution (cdf)
Approximate Derivative of cdf(x) / pdf(x)
Coarse Histogram Distribution (cdf)
Approximate Derivative of cdf(x) / pdf(x)
pdf/cdf(y)
x

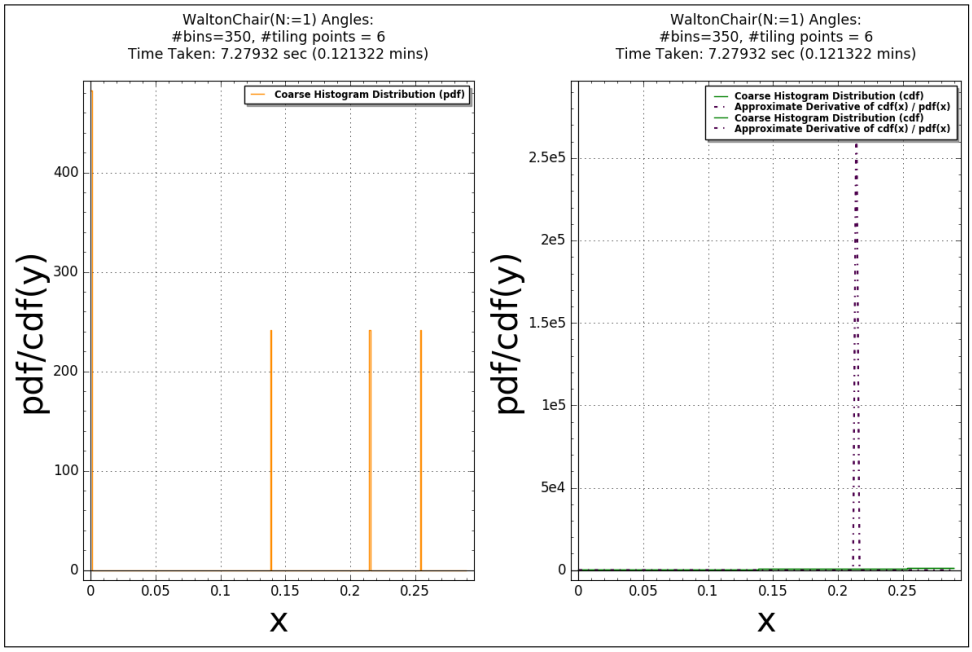
WaltonChair(N:=1) Angles:
#bins=350, #tiling points = 6
Time Taken: 7.27932 sec (0.121322 mins)
Coarse Histogram Distribution (pdf)
pdf/cdf(y)
x
WaltonChair(N:=1) Angles:
#bins=350, #tiling points = 6
Time Taken: 7.27932 sec (0.121322 mins)
Coarse Histogram Distribution (cdf)
Approximate Derivative of cdf(x) / pdf(x)
Coarse Histogram Distribution (cdf)
Approximate Derivative of cdf(x) / pdf(x)
pdf/cdf(y)
x

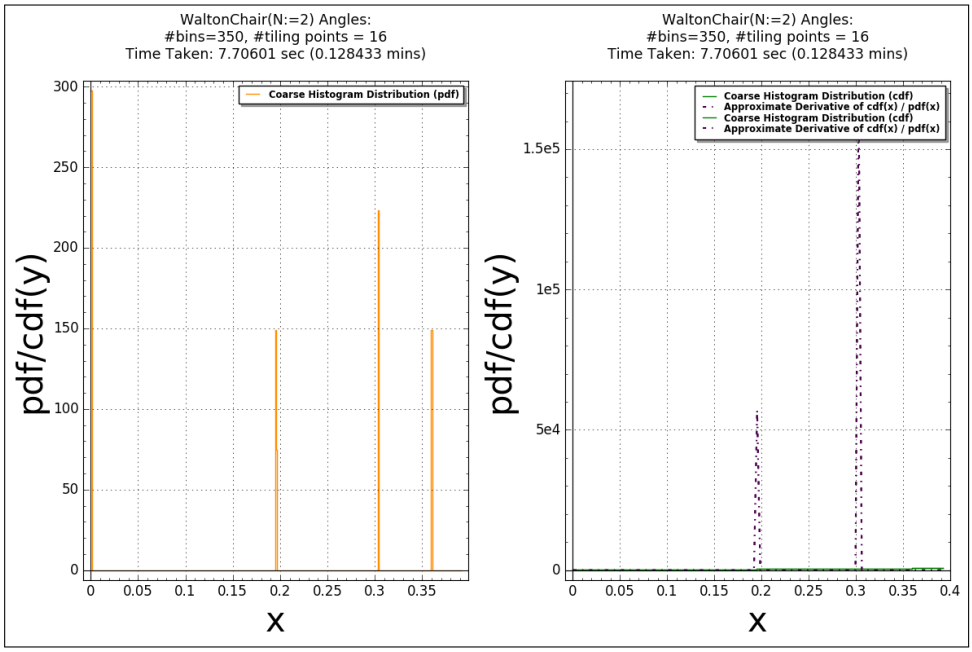
WaltonChair(N:=2) Angles:
#bins=350, #tiling points = 16
Time Taken: 7.70601 sec (0.128433 mins)
Coarse Histogram Distribution (pdf)
pdf/cdf(y)
x
WaltonChair(N:=2) Angles:
#bins=350, #tiling points = 16
Time Taken: 7.70601 sec (0.128433 mins)
Coarse Histogram Distribution (cdf)
Approximate Derivative of cdf(x) / pdf(x)
Coarse Histogram Distribution (cdf)
Approximate Derivative of cdf(x) / pdf(x)
pdf/cdf(y)
x

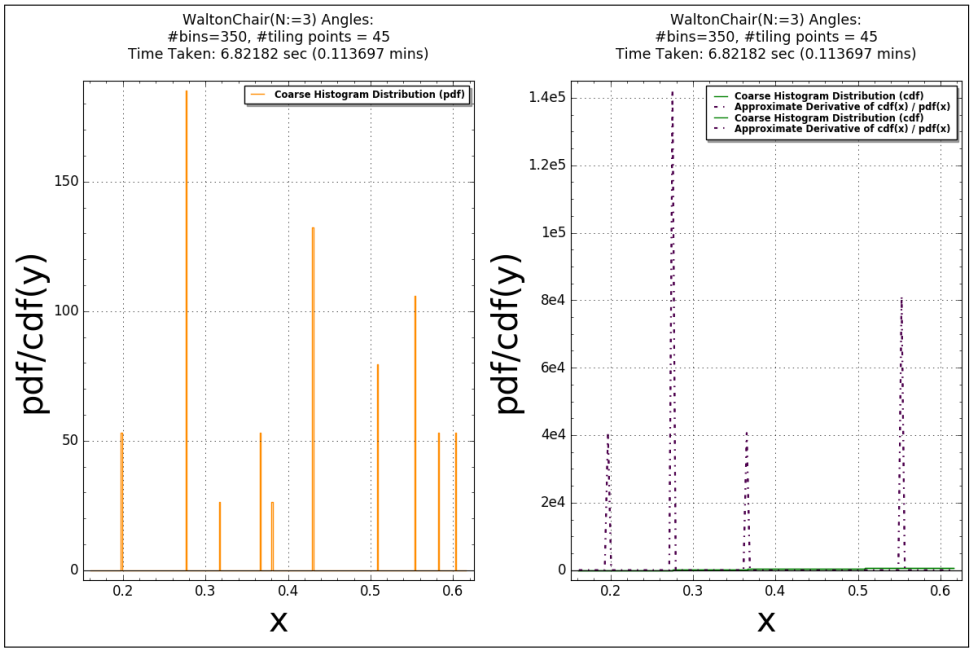
WaltonChair(N:=3) Angles:
#bins=350, #tiling points = 45
Time Taken: 6.82182 sec (0.113697 mins)
Coarse Histogram Distribution (pdf)
pdf/cdf(y)
x
WaltonChair(N:=3) Angles:
#bins=350, #tiling points = 45
Time Taken: 6.82182 sec (0.113697 mins)
Coarse Histogram Distribution (cdf)
Approximate Derivative of cdf(x) / pdf(x)
Coarse Histogram Distribution (cdf)
Approximate Derivative of cdf(x) / pdf(x)
pdf/cdf(y)
x

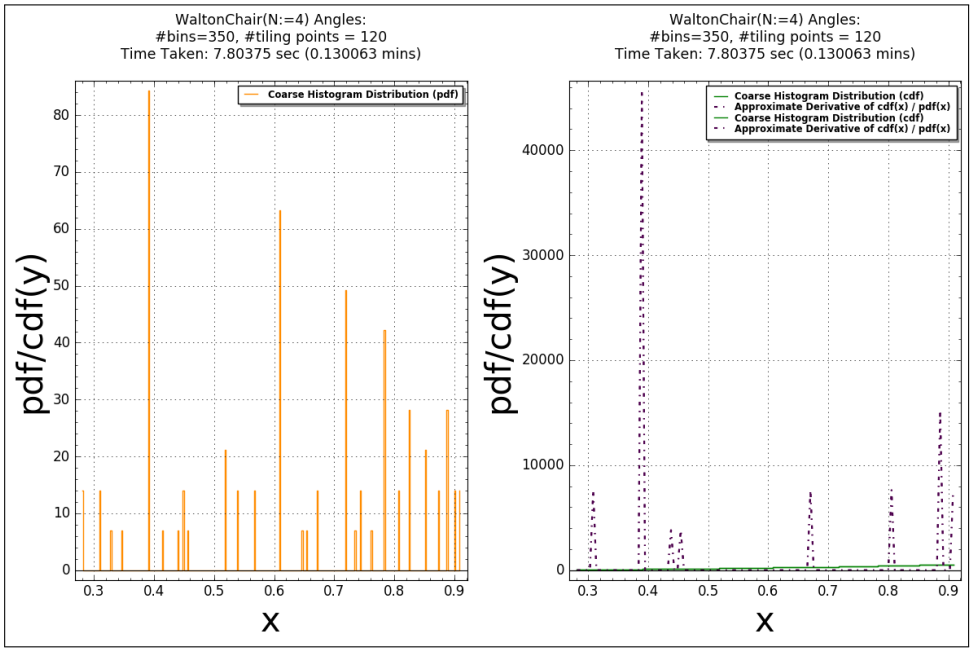
WaltonChair(N:=4) Angles:
#bins=350, #tiling points = 120
Time Taken: 7.80375 sec (0.130063 mins)
Coarse Histogram Distribution (pdf)
pdf/cdf(y)
x
WaltonChair(N:=4) Angles:
#bins=350, #tiling points = 120
Time Taken: 7.80375 sec (0.130063 mins)
Coarse Histogram Distribution (cdf)
Approximate Derivative of cdf(x) / pdf(x)
Coarse Histogram Distribution (cdf)
Approximate Derivative of cdf(x) / pdf(x)
pdf/cdf(y)
x