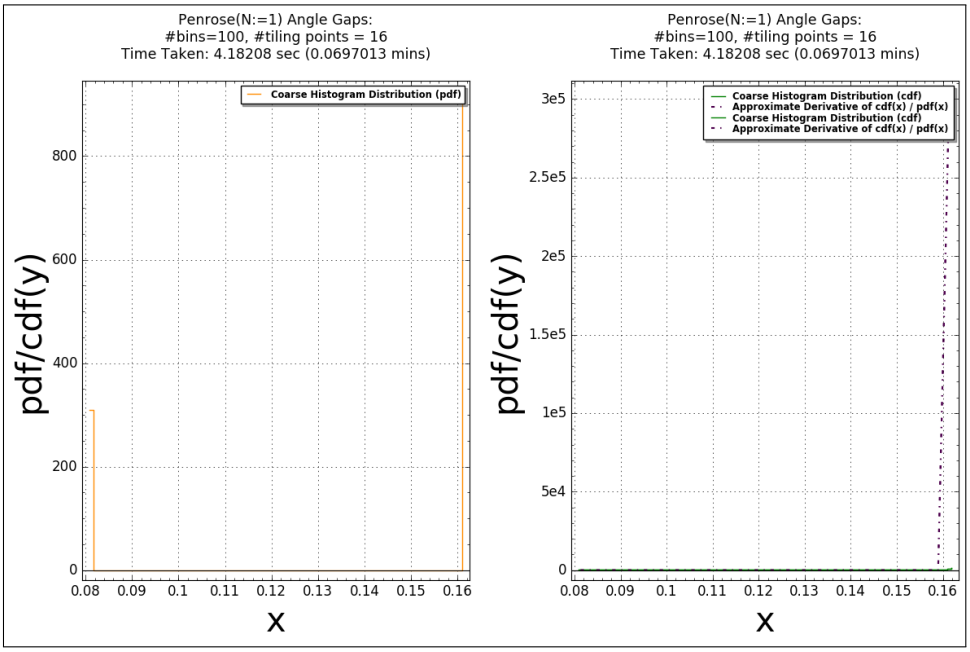
Penrose(N:=1) Angle Gaps:
#bins=100, #tiling points = 16
Time Taken: 4.18208 sec (0.0697013 mins)
Coarse Histogram Distribution (pdf)
pdf/cdf(y)
x
Penrose(N:=1) Angle Gaps:
#bins=100, #tiling points = 16
Time Taken: 4.18208 sec (0.0697013 mins)
Coarse Histogram Distribution (cdf)
Approximate Derivative of cdf(x) / pdf(x)
Coarse Histogram Distribution (cdf)
Approximate Derivative of cdf(x) / pdf(x)
pdf/cdf(y)
x

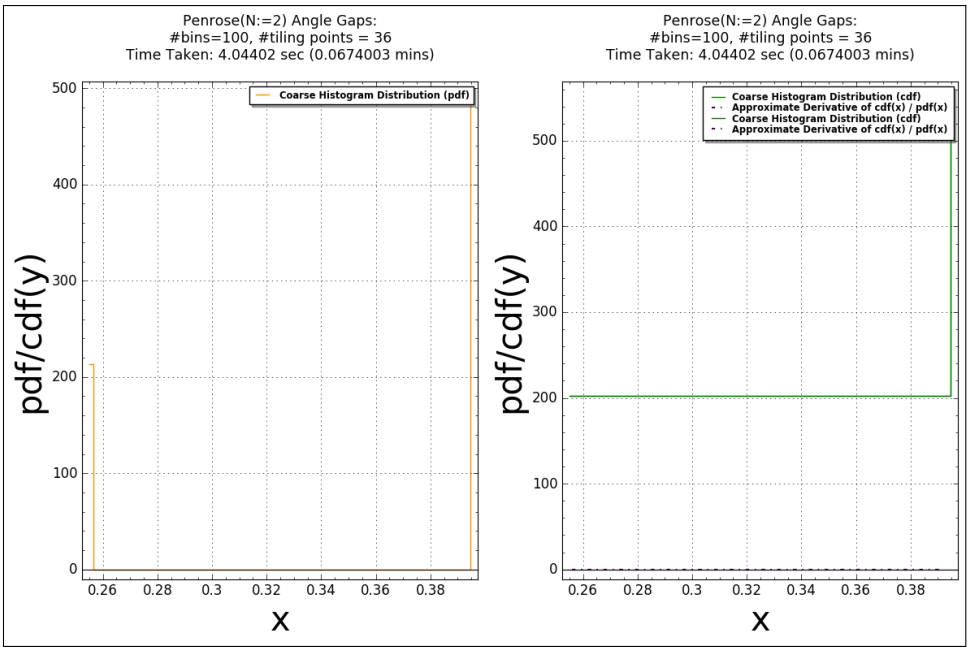
Penrose(N:=2) Angle Gaps:
#bins=100, #tiling points = 36
Time Taken: 4.04402 sec (0.0674003 mins)
Coarse Histogram Distribution (pdf)
pdf/cdf(y)
x
Penrose(N:=2) Angle Gaps:
#bins=100, #tiling points = 36
Time Taken: 4.04402 sec (0.0674003 mins)
Coarse Histogram Distribution (cdf)
Approximate Derivative of cdf(x) / pdf(x)
Coarse Histogram Distribution (cdf)
Approximate Derivative of cdf(x) / pdf(x)
pdf/cdf(y)
x

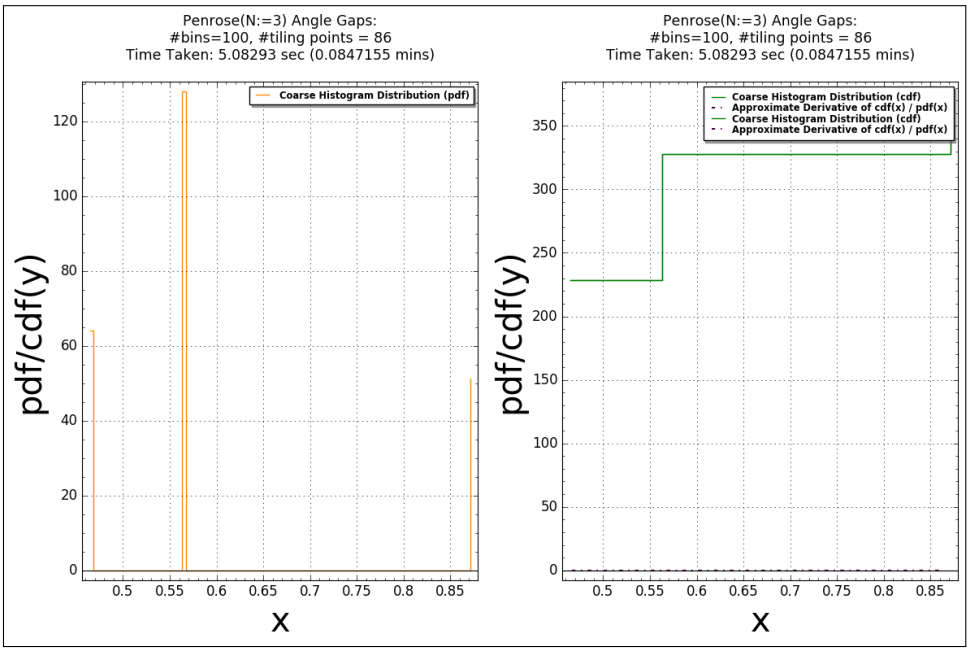
Penrose(N:=3) Angle Gaps:
#bins=100, #tiling points = 86
Time Taken: 5.08293 sec (0.0847155 mins)
Coarse Histogram Distribution (pdf)
pdf/cdf(y)
x
Penrose(N:=3) Angle Gaps:
#bins=100, #tiling points = 86
Time Taken: 5.08293 sec (0.0847155 mins)
Coarse Histogram Distribution (cdf)
Approximate Derivative of cdf(x) / pdf(x)
Coarse Histogram Distribution (cdf)
Approximate Derivative of cdf(x) / pdf(x)
pdf/cdf(y)
x

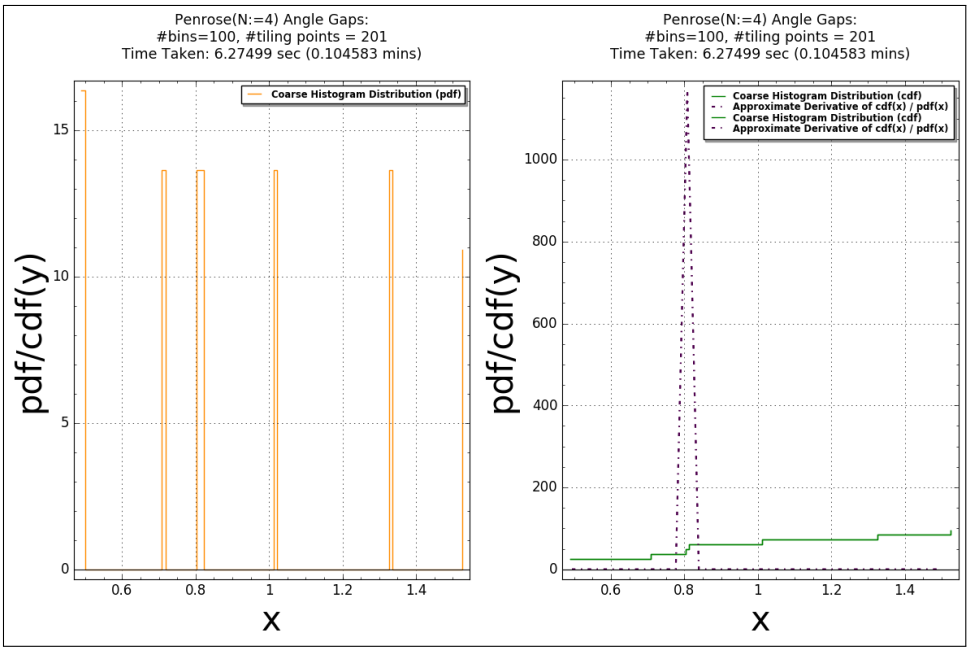
Penrose(N:=4) Angle Gaps:
#bins=100, #tiling points = 201
Time Taken: 6.27499 sec (0.104583 mins)
Coarse Histogram Distribution (pdf)
pdf/cdf(y)
x
Penrose(N:=4) Angle Gaps:
#bins=100, #tiling points = 201
Time Taken: 6.27499 sec (0.104583 mins)
Coarse Histogram Distribution (cdf)
Approximate Derivative of cdf(x) / pdf(x)
Coarse Histogram Distribution (cdf)
Approximate Derivative of cdf(x) / pdf(x)
pdf/cdf(y)
x

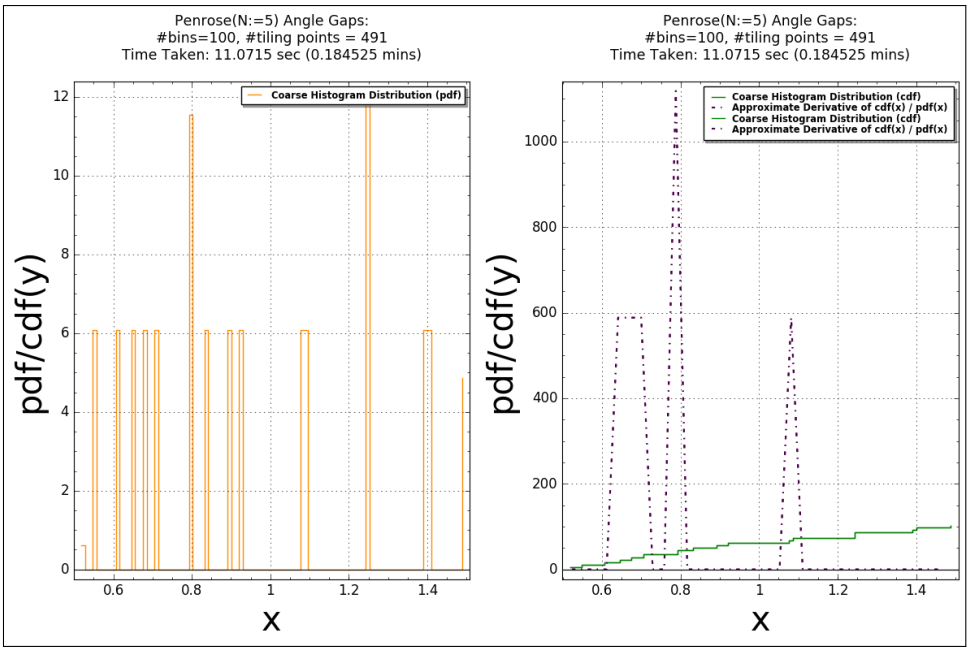
Penrose(N:=5) Angle Gaps:
#bins=100, #tiling points = 491
Time Taken: 11.0715 sec (0.184525 mins)
Coarse Histogram Distribution (pdf)
pdf/cdf(y)
x
Penrose(N:=5) Angle Gaps:
#bins=100, #tiling points = 491
Time Taken: 11.0715 sec (0.184525 mins)
Coarse Histogram Distribution (cdf)
Approximate Derivative of cdf(x) / pdf(x)
Coarse Histogram Distribution (cdf)
Approximate Derivative of cdf(x) / pdf(x)
pdf/cdf(y)
x

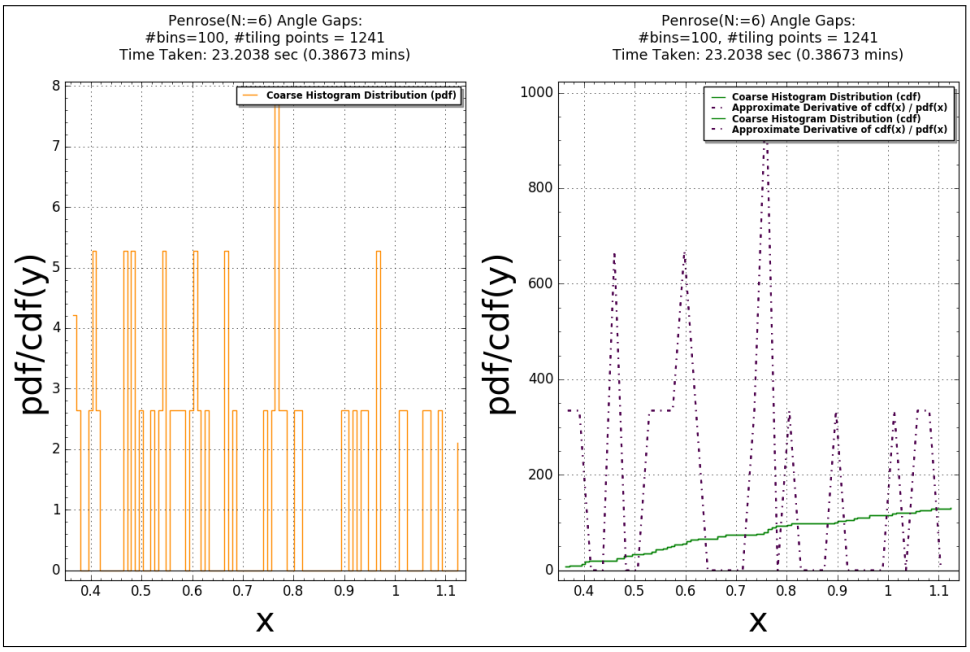
Penrose(N:=6) Angle Gaps:
#bins=100, #tiling points = 1241
Time Taken: 23.2038 sec (0.38673 mins)
Coarse Histogram Distribution (pdf)
pdf/cdf(y)
x
Penrose(N:=6) Angle Gaps:
#bins=100, #tiling points = 1241
Time Taken: 23.2038 sec (0.38673 mins)
Coarse Histogram Distribution (cdf)
Approximate Derivative of cdf(x) / pdf(x)
Coarse Histogram Distribution (cdf)
Approximate Derivative of cdf(x) / pdf(x)
pdf/cdf(y)
x

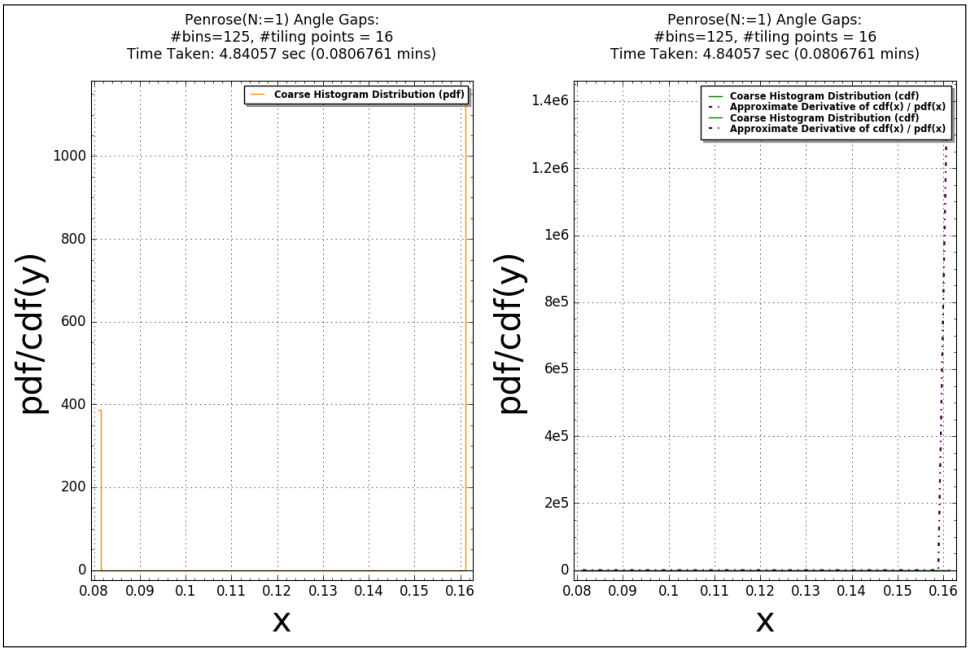
Penrose(N:=1) Angle Gaps:
#bins=125, #tiling points = 16
Time Taken: 4.84057 sec (0.0806761 mins)
Coarse Histogram Distribution (pdf)
pdf/cdf(y)
x
Penrose(N:=1) Angle Gaps:
#bins=125, #tiling points = 16
Time Taken: 4.84057 sec (0.0806761 mins)
Coarse Histogram Distribution (cdf)
Approximate Derivative of cdf(x) / pdf(x)
Coarse Histogram Distribution (cdf)
Approximate Derivative of cdf(x) / pdf(x)
pdf/cdf(y)
x

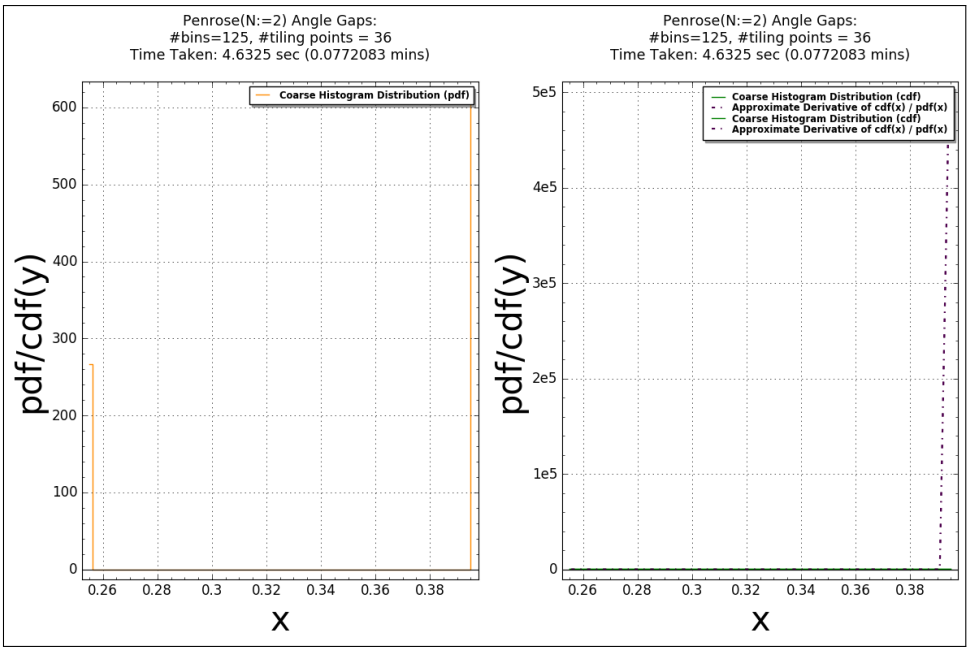
Penrose(N:=2) Angle Gaps:
#bins=125, #tiling points = 36
Time Taken: 4.6325 sec (0.0772083 mins)
Coarse Histogram Distribution (pdf)
pdf/cdf(y)
x
Penrose(N:=2) Angle Gaps:
#bins=125, #tiling points = 36
Time Taken: 4.6325 sec (0.0772083 mins)
Coarse Histogram Distribution (cdf)
Approximate Derivative of cdf(x) / pdf(x)
Coarse Histogram Distribution (cdf)
Approximate Derivative of cdf(x) / pdf(x)
pdf/cdf(y)
x

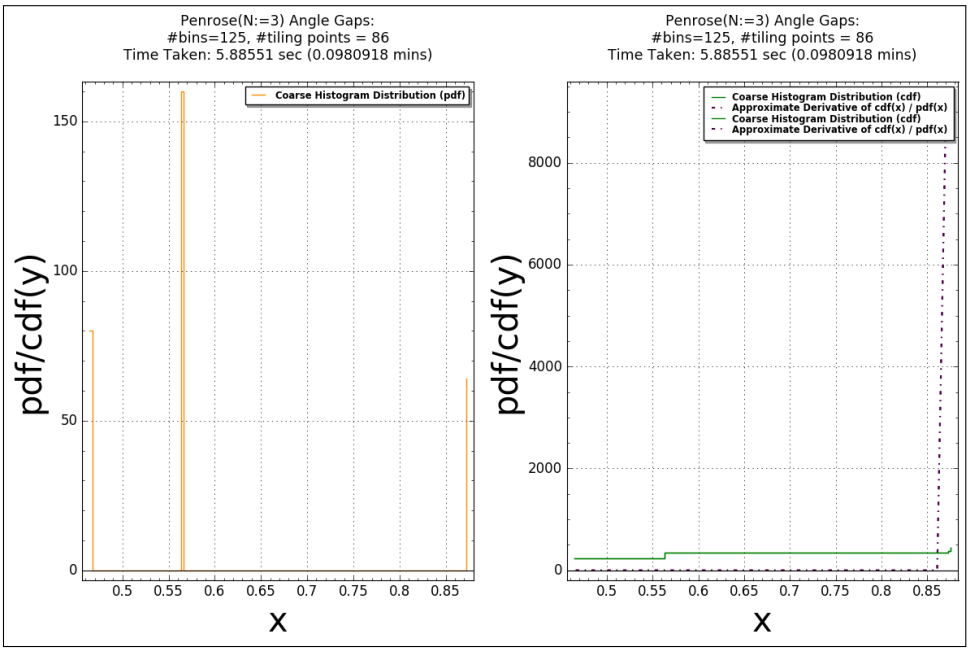
Penrose(N:=3) Angle Gaps:
#bins=125, #tiling points = 86
Time Taken: 5.88551 sec (0.0980918 mins)
Coarse Histogram Distribution (pdf)
pdf/cdf(y)
x
Penrose(N:=3) Angle Gaps:
#bins=125, #tiling points = 86
Time Taken: 5.88551 sec (0.0980918 mins)
Coarse Histogram Distribution (cdf)
Approximate Derivative of cdf(x) / pdf(x)
Coarse Histogram Distribution (cdf)
Approximate Derivative of cdf(x) / pdf(x)
pdf/cdf(y)
x

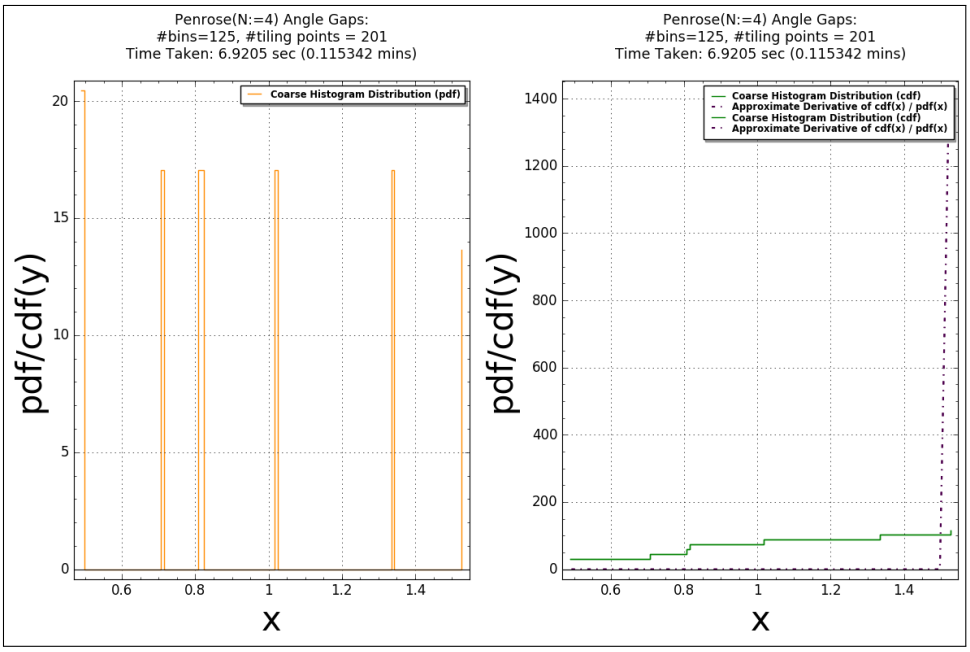
Penrose(N:=4) Angle Gaps:
#bins=125, #tiling points = 201
Time Taken: 6.9205 sec (0.115342 mins)
Coarse Histogram Distribution (pdf)
pdf/cdf(y)
x
Penrose(N:=4) Angle Gaps:
#bins=125, #tiling points = 201
Time Taken: 6.9205 sec (0.115342 mins)
Coarse Histogram Distribution (cdf)
Approximate Derivative of cdf(x) / pdf(x)
Coarse Histogram Distribution (cdf)
Approximate Derivative of cdf(x) / pdf(x)
pdf/cdf(y)
x

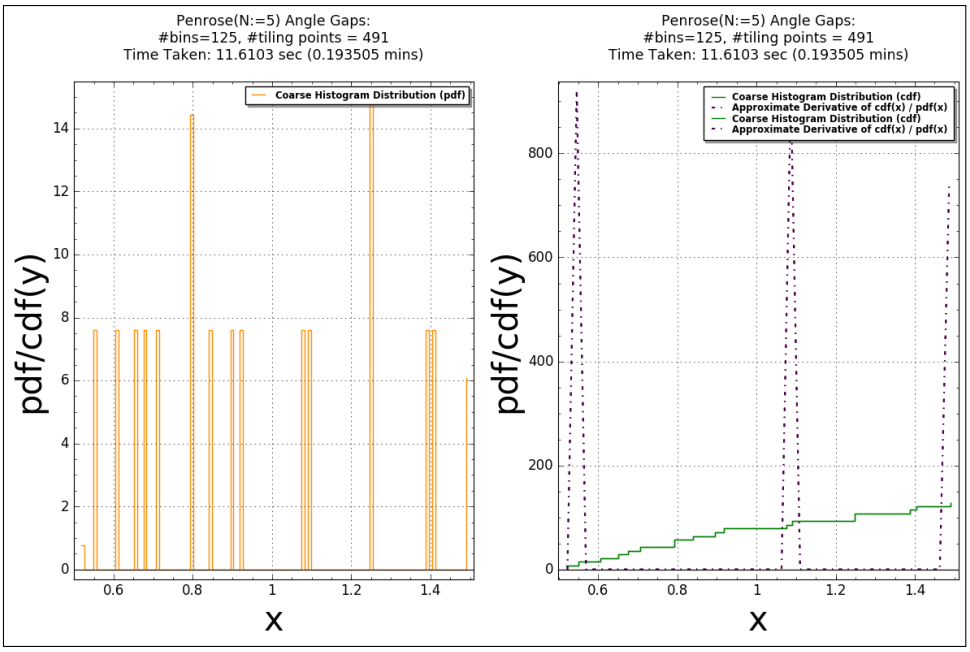
Penrose(N:=5) Angle Gaps:
#bins=125, #tiling points = 491
Time Taken: 11.6103 sec (0.193505 mins)
Coarse Histogram Distribution (pdf)
pdf/cdf(y)
x
Penrose(N:=5) Angle Gaps:
#bins=125, #tiling points = 491
Time Taken: 11.6103 sec (0.193505 mins)
Coarse Histogram Distribution (cdf)
Approximate Derivative of cdf(x) / pdf(x)
Coarse Histogram Distribution (cdf)
Approximate Derivative of cdf(x) / pdf(x)
pdf/cdf(y)
x

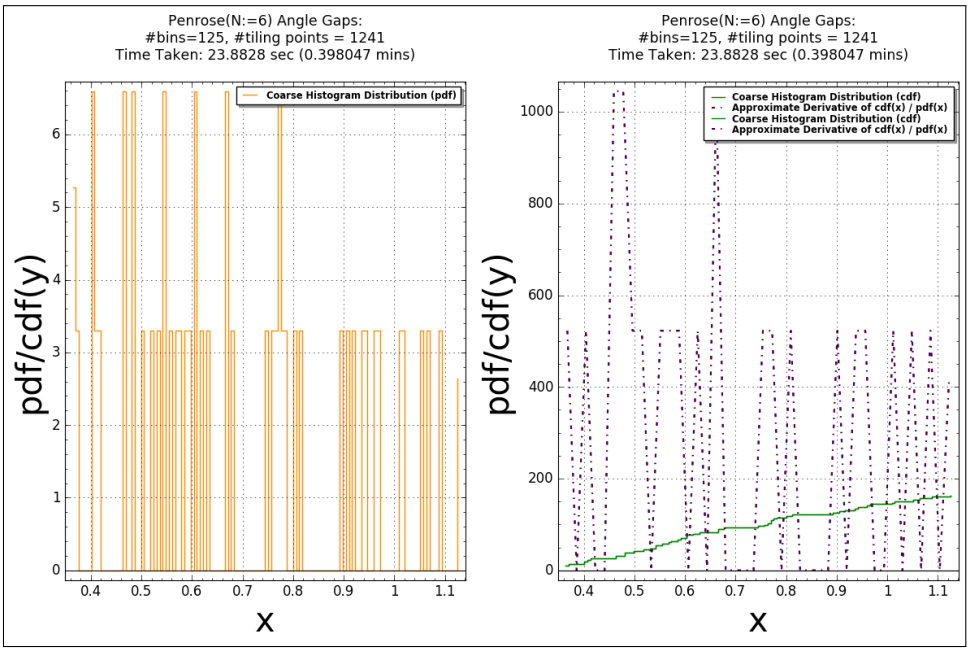
Penrose(N:=6) Angle Gaps:
#bins=125, #tiling points = 1241
Time Taken: 23.8828 sec (0.398047 mins)
Coarse Histogram Distribution (pdf)
pdf/cdf(y)
x
Penrose(N:=6) Angle Gaps:
#bins=125, #tiling points = 1241
Time Taken: 23.8828 sec (0.398047 mins)
Coarse Histogram Distribution (cdf)
Approximate Derivative of cdf(x) / pdf(x)
Coarse Histogram Distribution (cdf)
Approximate Derivative of cdf(x) / pdf(x)
pdf/cdf(y)
x

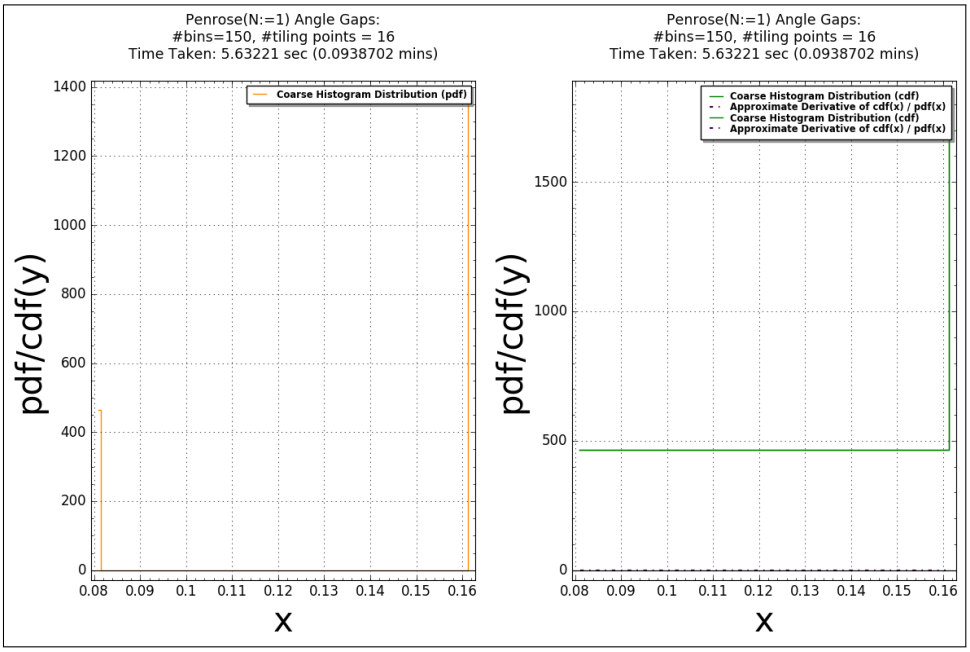
Penrose(N:=1) Angle Gaps:
#bins=150, #tiling points = 16
Time Taken: 5.63221 sec (0.0938702 mins)
Coarse Histogram Distribution (pdf)
pdf/cdf(y)
x
Penrose(N:=1) Angle Gaps:
#bins=150, #tiling points = 16
Time Taken: 5.63221 sec (0.0938702 mins)
Coarse Histogram Distribution (cdf)
Approximate Derivative of cdf(x) / pdf(x)
Coarse Histogram Distribution (cdf)
Approximate Derivative of cdf(x) / pdf(x)
pdf/cdf(y)
x

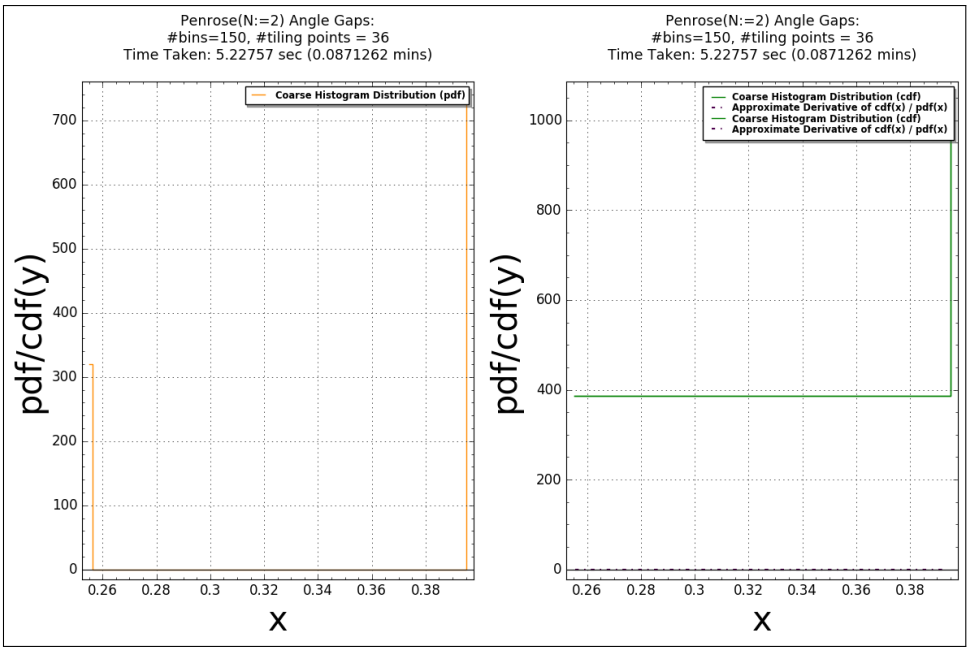
Penrose(N:=2) Angle Gaps:
#bins=150, #tiling points = 36
Time Taken: 5.22757 sec (0.0871262 mins)
Coarse Histogram Distribution (pdf)
pdf/cdf(y)
x
Penrose(N:=2) Angle Gaps:
#bins=150, #tiling points = 36
Time Taken: 5.22757 sec (0.0871262 mins)
Coarse Histogram Distribution (cdf)
Approximate Derivative of cdf(x) / pdf(x)
Coarse Histogram Distribution (cdf)
Approximate Derivative of cdf(x) / pdf(x)
pdf/cdf(y)
x

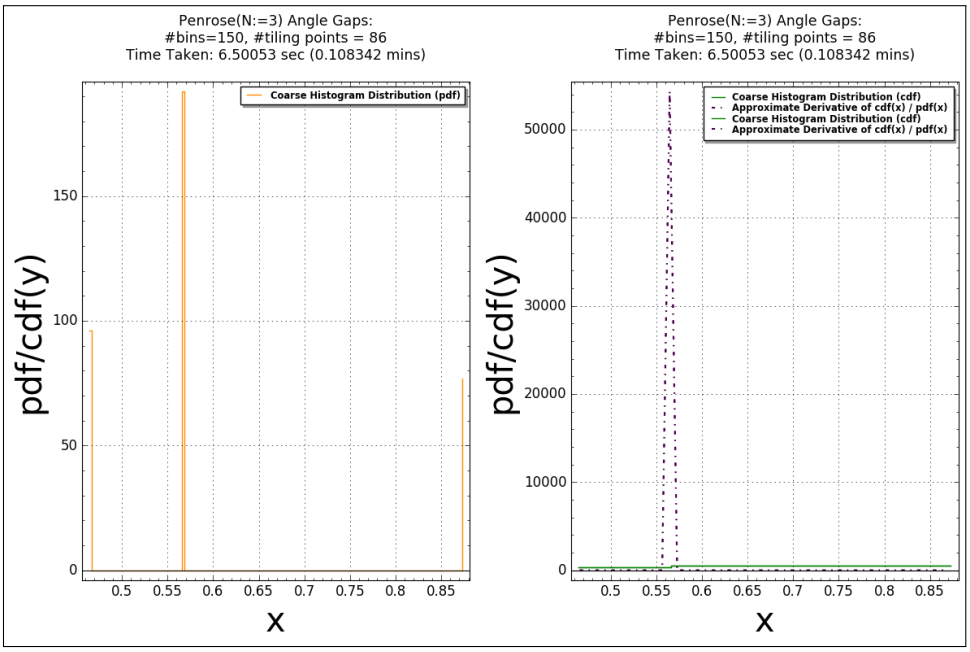
Penrose(N:=3) Angle Gaps:
#bins=150, #tiling points = 86
Time Taken: 6.50053 sec (0.108342 mins)
Coarse Histogram Distribution (pdf)
pdf/cdf(y)
x
Penrose(N:=3) Angle Gaps:
#bins=150, #tiling points = 86
Time Taken: 6.50053 sec (0.108342 mins)
Coarse Histogram Distribution (cdf)
Approximate Derivative of cdf(x) / pdf(x)
Coarse Histogram Distribution (cdf)
Approximate Derivative of cdf(x) / pdf(x)
pdf/cdf(y)
x

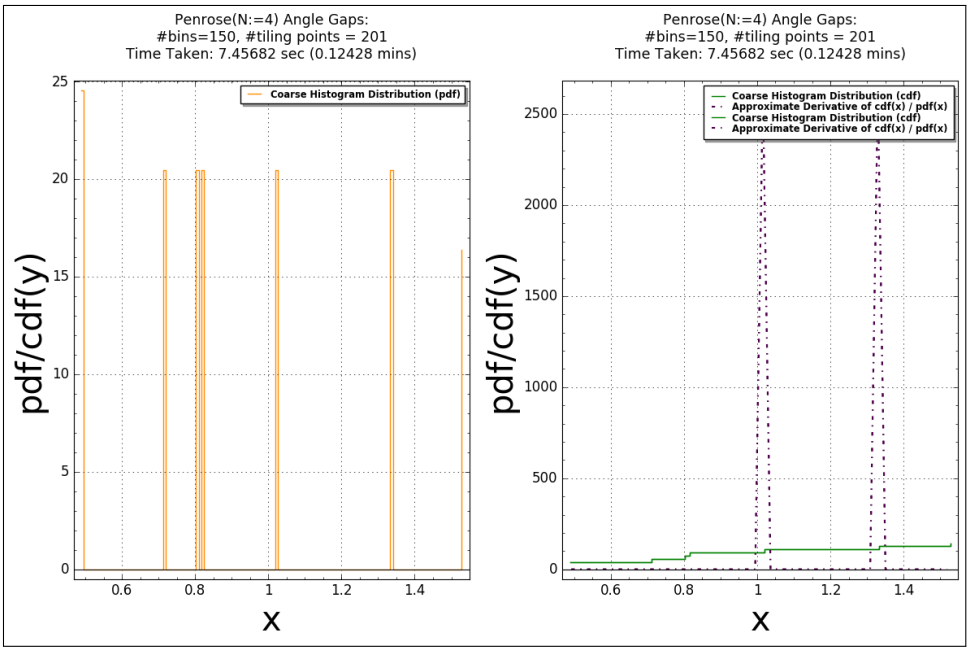
Penrose(N:=4) Angle Gaps:
#bins=150, #tiling points = 201
Time Taken: 7.45682 sec (0.12428 mins)
Coarse Histogram Distribution (pdf)
pdf/cdf(y)
x
Penrose(N:=4) Angle Gaps:
#bins=150, #tiling points = 201
Time Taken: 7.45682 sec (0.12428 mins)
Coarse Histogram Distribution (cdf)
Approximate Derivative of cdf(x) / pdf(x)
Coarse Histogram Distribution (cdf)
Approximate Derivative of cdf(x) / pdf(x)
pdf/cdf(y)
x

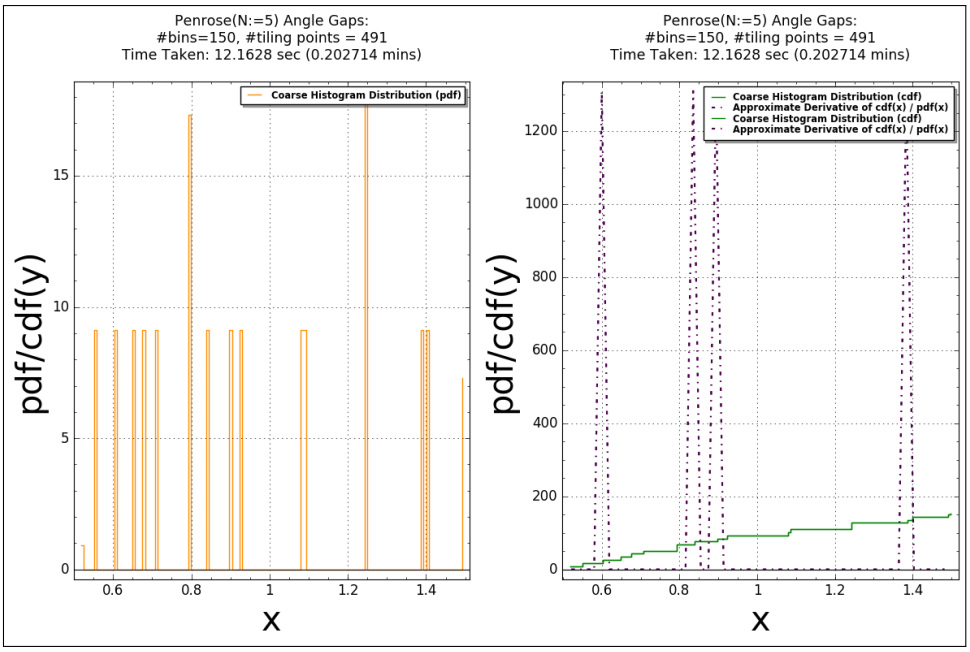
Penrose(N:=5) Angle Gaps:
#bins=150, #tiling points = 491
Time Taken: 12.1628 sec (0.202714 mins)
Coarse Histogram Distribution (pdf)
pdf/cdf(y)
x
Penrose(N:=5) Angle Gaps:
#bins=150, #tiling points = 491
Time Taken: 12.1628 sec (0.202714 mins)
Coarse Histogram Distribution (cdf)
Approximate Derivative of cdf(x) / pdf(x)
Coarse Histogram Distribution (cdf)
Approximate Derivative of cdf(x) / pdf(x)
pdf/cdf(y)
x

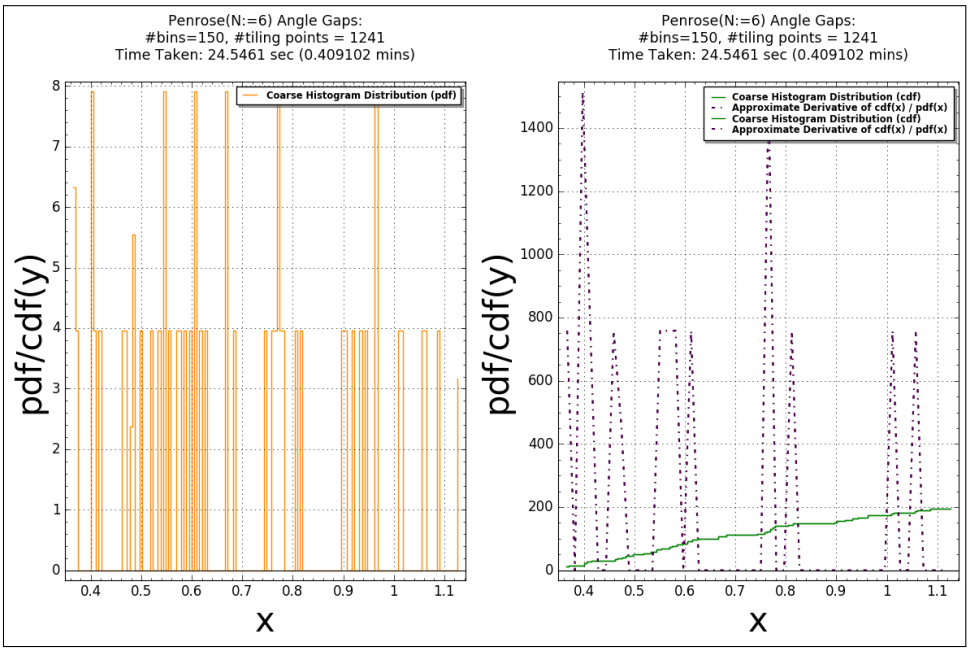
Penrose(N:=6) Angle Gaps:
#bins=150, #tiling points = 1241
Time Taken: 24.5461 sec (0.409102 mins)
Coarse Histogram Distribution (pdf)
pdf/cdf(y)
x
Penrose(N:=6) Angle Gaps:
#bins=150, #tiling points = 1241
Time Taken: 24.5461 sec (0.409102 mins)
Coarse Histogram Distribution (cdf)
Approximate Derivative of cdf(x) / pdf(x)
Coarse Histogram Distribution (cdf)
Approximate Derivative of cdf(x) / pdf(x)
pdf/cdf(y)
x

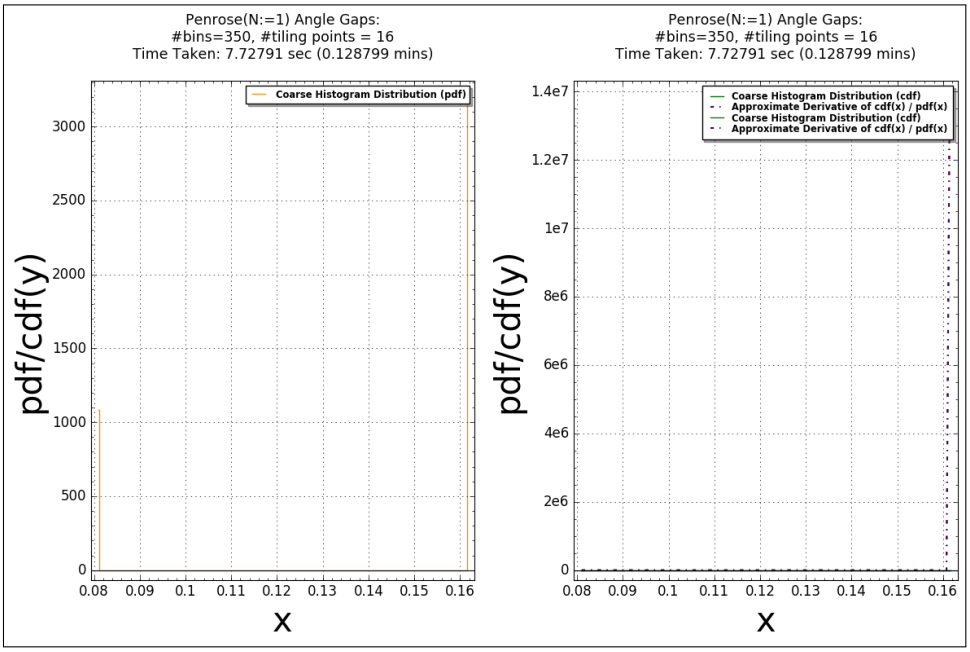
Penrose(N:=1) Angle Gaps:
#bins=350, #tiling points = 16
Time Taken: 7.72791 sec (0.128799 mins)
Coarse Histogram Distribution (pdf)
pdf/cdf(y)
x
Penrose(N:=1) Angle Gaps:
#bins=350, #tiling points = 16
Time Taken: 7.72791 sec (0.128799 mins)
Coarse Histogram Distribution (cdf)
Approximate Derivative of cdf(x) / pdf(x)
Coarse Histogram Distribution (cdf)
Approximate Derivative of cdf(x) / pdf(x)
pdf/cdf(y)
x

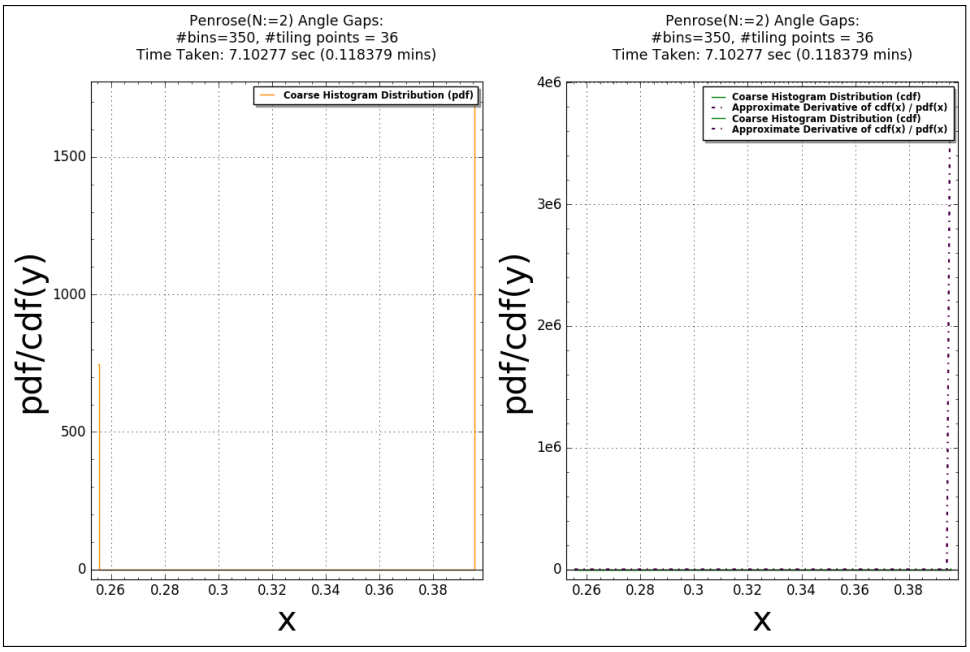
Penrose(N:=2) Angle Gaps:
#bins=350, #tiling points = 36
Time Taken: 7.10277 sec (0.118379 mins)
Coarse Histogram Distribution (pdf)
pdf/cdf(y)
x
Penrose(N:=2) Angle Gaps:
#bins=350, #tiling points = 36
Time Taken: 7.10277 sec (0.118379 mins)
Coarse Histogram Distribution (cdf)
Approximate Derivative of cdf(x) / pdf(x)
Coarse Histogram Distribution (cdf)
Approximate Derivative of cdf(x) / pdf(x)
pdf/cdf(y)
x

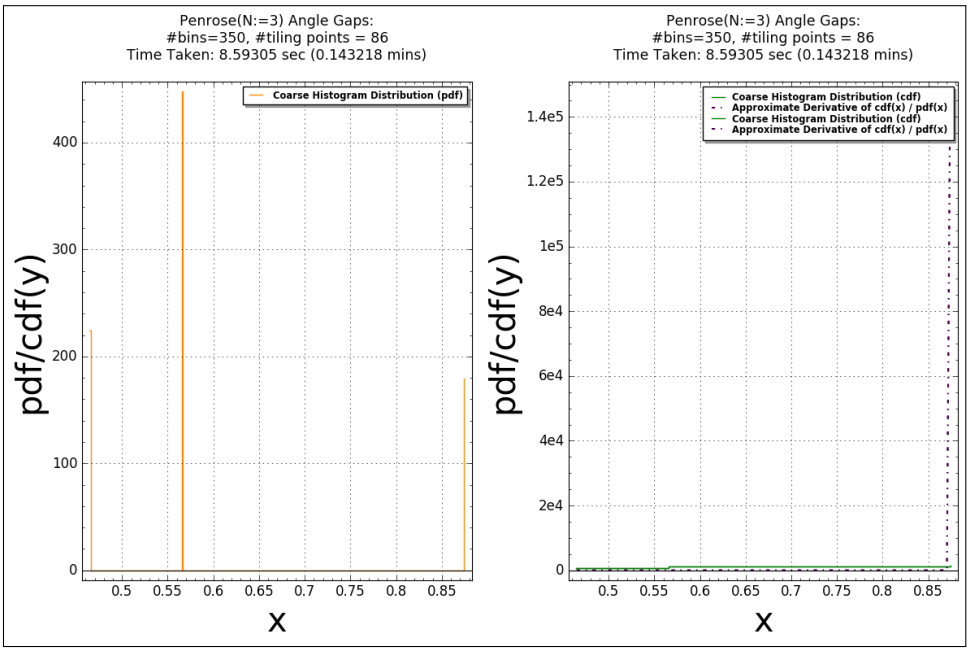
Penrose(N:=3) Angle Gaps:
#bins=350, #tiling points = 86
Time Taken: 8.59305 sec (0.143218 mins)
Coarse Histogram Distribution (pdf)
pdf/cdf(y)
x
Penrose(N:=3) Angle Gaps:
#bins=350, #tiling points = 86
Time Taken: 8.59305 sec (0.143218 mins)
Coarse Histogram Distribution (cdf)
Approximate Derivative of cdf(x) / pdf(x)
Coarse Histogram Distribution (cdf)
Approximate Derivative of cdf(x) / pdf(x)
pdf/cdf(y)
x

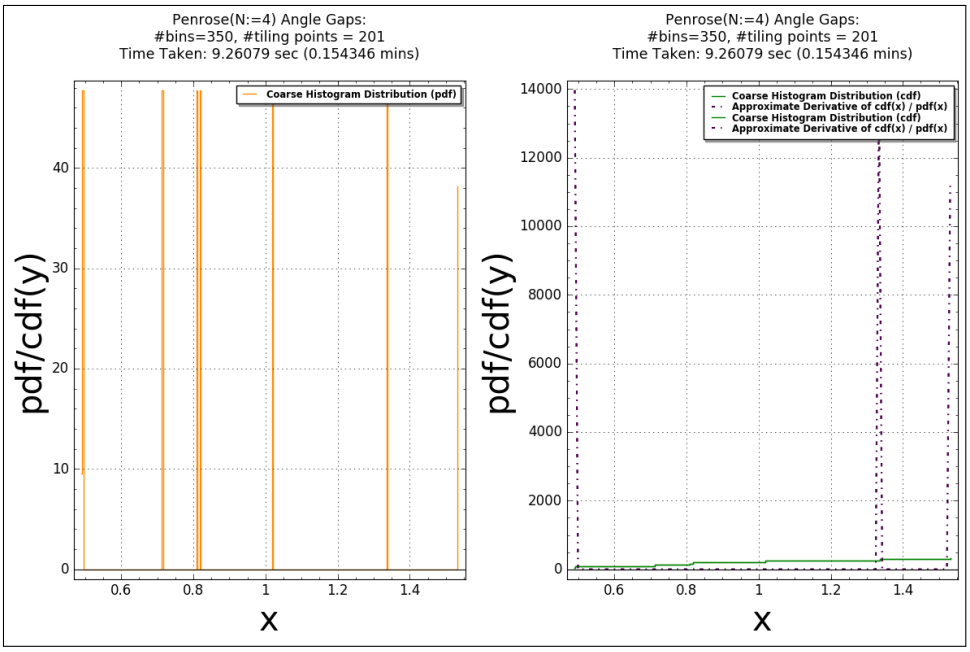
Penrose(N:=4) Angle Gaps:
#bins=350, #tiling points = 201
Time Taken: 9.26079 sec (0.154346 mins)
Coarse Histogram Distribution (pdf)
pdf/cdf(y)
x
Penrose(N:=4) Angle Gaps:
#bins=350, #tiling points = 201
Time Taken: 9.26079 sec (0.154346 mins)
Coarse Histogram Distribution (cdf)
Approximate Derivative of cdf(x) / pdf(x)
Coarse Histogram Distribution (cdf)
Approximate Derivative of cdf(x) / pdf(x)
pdf/cdf(y)
x

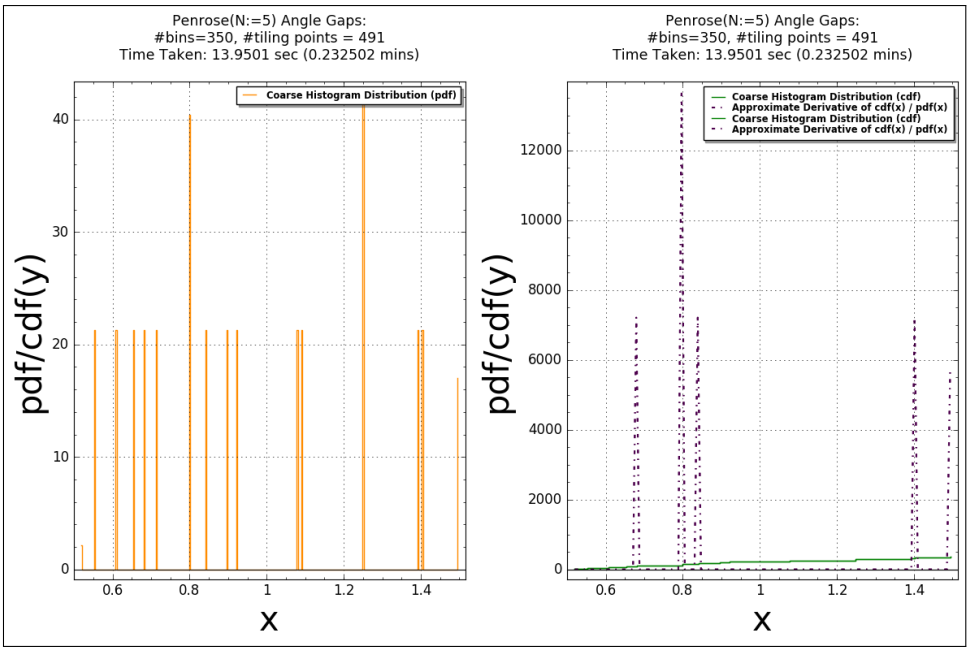
Penrose(N:=5) Angle Gaps:
#bins=350, #tiling points = 491
Time Taken: 13.9501 sec (0.232502 mins)
Coarse Histogram Distribution (pdf)
pdf/cdf(y)
x
Penrose(N:=5) Angle Gaps:
#bins=350, #tiling points = 491
Time Taken: 13.9501 sec (0.232502 mins)
Coarse Histogram Distribution (cdf)
Approximate Derivative of cdf(x) / pdf(x)
Coarse Histogram Distribution (cdf)
Approximate Derivative of cdf(x) / pdf(x)
pdf/cdf(y)
x

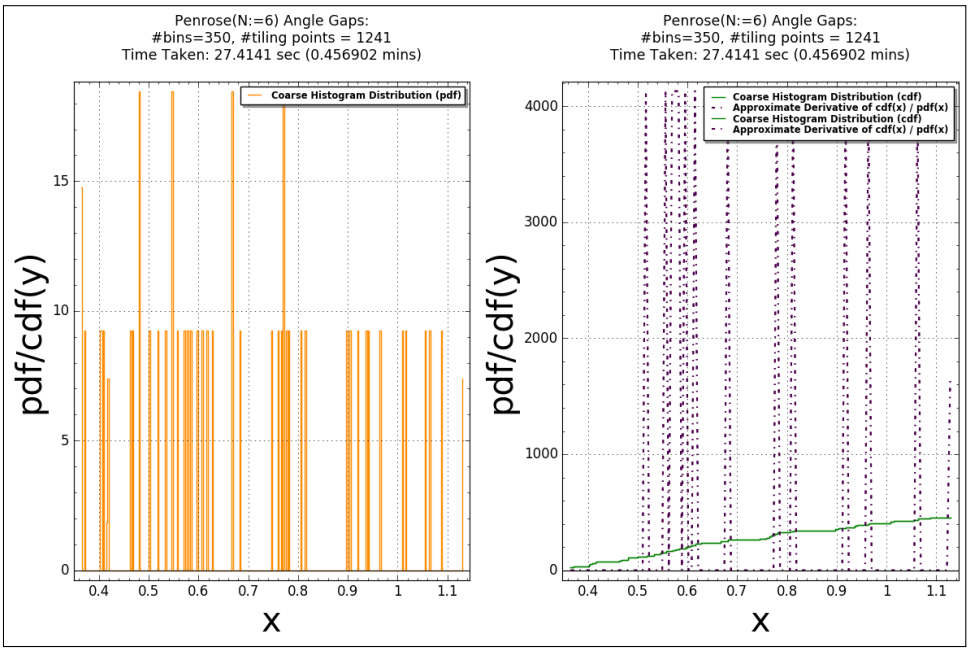
Penrose(N:=6) Angle Gaps:
#bins=350, #tiling points = 1241
Time Taken: 27.4141 sec (0.456902 mins)
Coarse Histogram Distribution (pdf)
pdf/cdf(y)
x
Penrose(N:=6) Angle Gaps:
#bins=350, #tiling points = 1241
Time Taken: 27.4141 sec (0.456902 mins)
Coarse Histogram Distribution (cdf)
Approximate Derivative of cdf(x) / pdf(x)
Coarse Histogram Distribution (cdf)
Approximate Derivative of cdf(x) / pdf(x)
pdf/cdf(y)
x