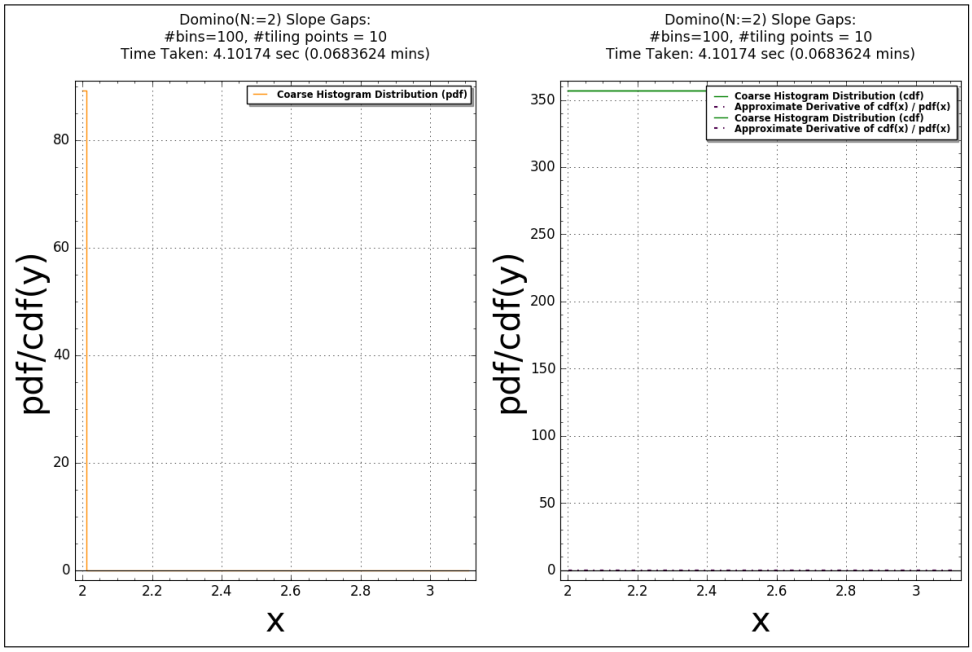
Domino(N:=2) Slope Gaps:
#bins=100, #tiling points = 10
Time Taken: 4.10174 sec (0.0683624 mins)
Coarse Histogram Distribution (pdf)
pdf/cdf(y)
x
Domino(N:=2) Slope Gaps:
#bins=100, #tiling points = 10
Time Taken: 4.10174 sec (0.0683624 mins)
Coarse Histogram Distribution (cdf)
Approximate Derivative of cdf(x) / pdf(x)
Coarse Histogram Distribution (cdf)
Approximate Derivative of cdf(x) / pdf(x)
pdf/cdf(y)
x

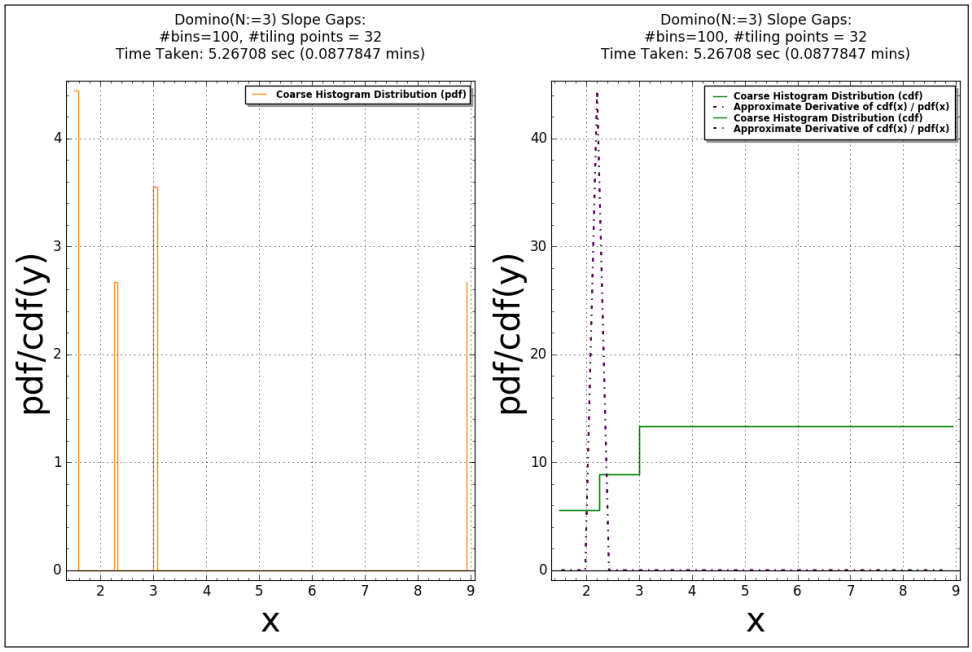
Domino(N:=3) Slope Gaps:
#bins=100, #tiling points = 32
Time Taken: 5.26708 sec (0.0877847 mins)
Coarse Histogram Distribution (pdf)
pdf/cdf(y)
x
Domino(N:=3) Slope Gaps:
#bins=100, #tiling points = 32
Time Taken: 5.26708 sec (0.0877847 mins)
Coarse Histogram Distribution (cdf)
Approximate Derivative of cdf(x) / pdf(x)
Coarse Histogram Distribution (cdf)
Approximate Derivative of cdf(x) / pdf(x)
pdf/cdf(y)
x

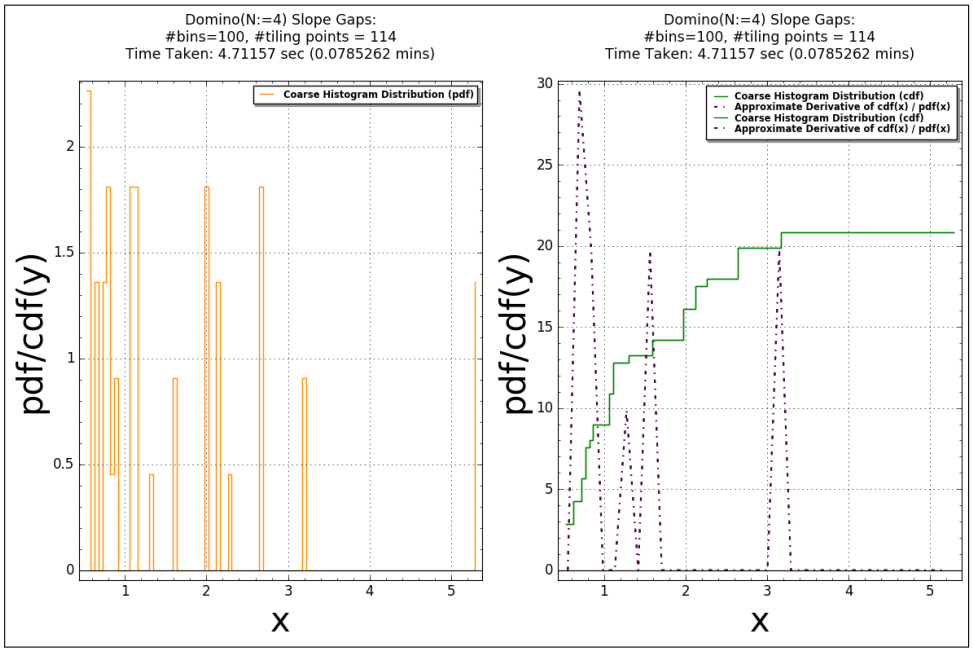
Domino(N:=4) Slope Gaps:
#bins=100, #tiling points = 114
Time Taken: 4.71157 sec (0.0785262 mins)
Coarse Histogram Distribution (pdf)
pdf/cdf(y)
x
Domino(N:=4) Slope Gaps:
#bins=100, #tiling points = 114
Time Taken: 4.71157 sec (0.0785262 mins)
Coarse Histogram Distribution (cdf)
Approximate Derivative of cdf(x) / pdf(x)
Coarse Histogram Distribution (cdf)
Approximate Derivative of cdf(x) / pdf(x)
pdf/cdf(y)
x

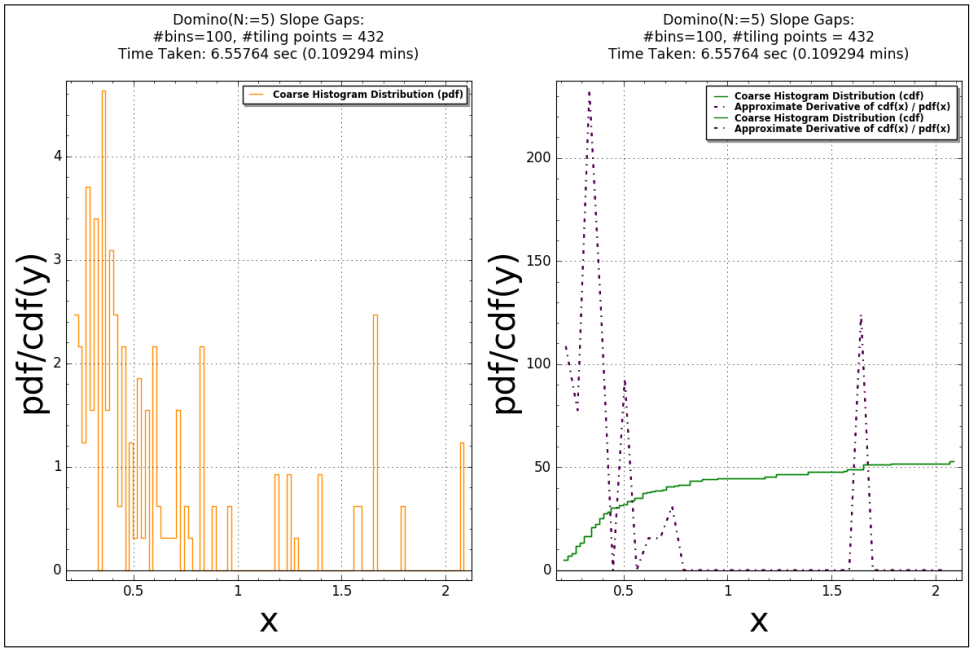
Domino(N:=5) Slope Gaps:
#bins=100, #tiling points = 432
Time Taken: 6.55764 sec (0.109294 mins)
Coarse Histogram Distribution (pdf)
pdf/cdf(y)
x
Domino(N:=5) Slope Gaps:
#bins=100, #tiling points = 432
Time Taken: 6.55764 sec (0.109294 mins)
Coarse Histogram Distribution (cdf)
Approximate Derivative of cdf(x) / pdf(x)
Coarse Histogram Distribution (cdf)
Approximate Derivative of cdf(x) / pdf(x)
pdf/cdf(y)
x

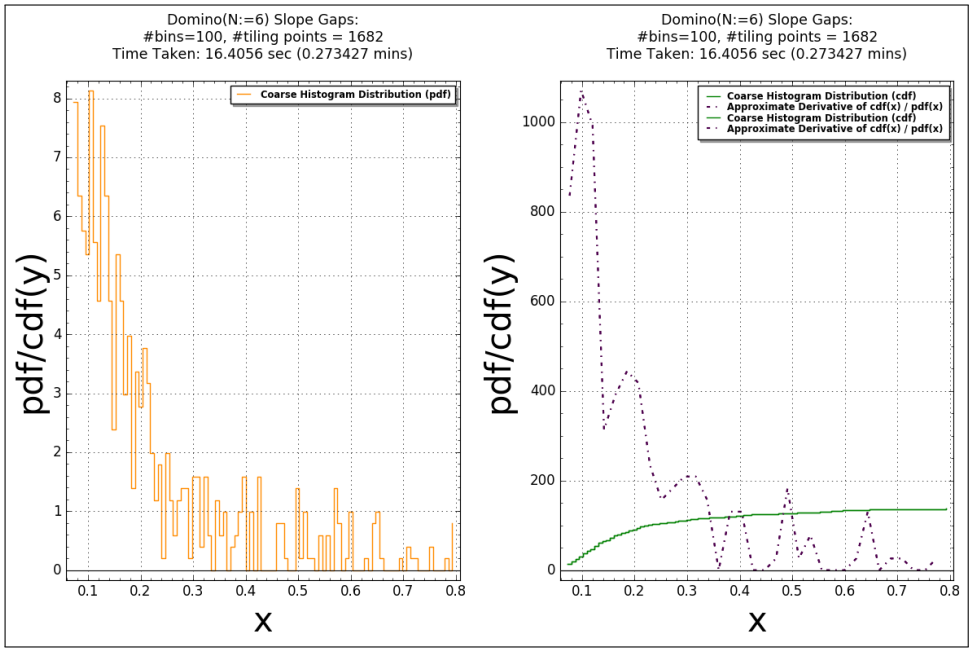
Domino(N:=6) Slope Gaps:
#bins=100, #tiling points = 1682
Time Taken: 16.4056 sec (0.273427 mins)
Coarse Histogram Distribution (pdf)
pdf/cdf(y)
x
Domino(N:=6) Slope Gaps:
#bins=100, #tiling points = 1682
Time Taken: 16.4056 sec (0.273427 mins)
Coarse Histogram Distribution (cdf)
Approximate Derivative of cdf(x) / pdf(x)
Coarse Histogram Distribution (cdf)
Approximate Derivative of cdf(x) / pdf(x)
pdf/cdf(y)
x

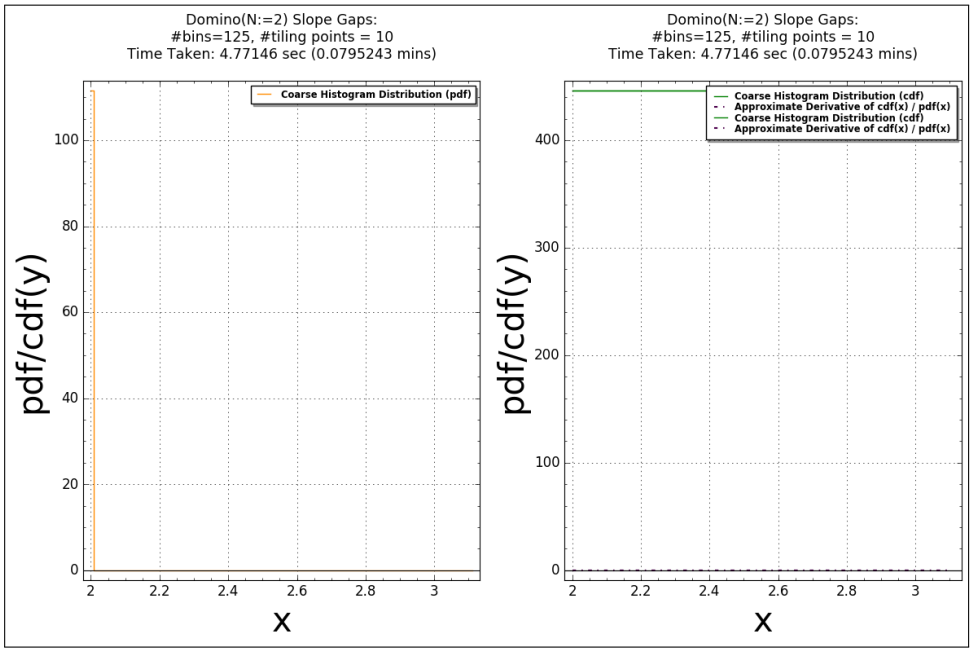
Domino(N:=2) Slope Gaps:
#bins=125, #tiling points = 10
Time Taken: 4.77146 sec (0.0795243 mins)
Coarse Histogram Distribution (pdf)
pdf/cdf(y)
x
Domino(N:=2) Slope Gaps:
#bins=125, #tiling points = 10
Time Taken: 4.77146 sec (0.0795243 mins)
Coarse Histogram Distribution (cdf)
Approximate Derivative of cdf(x) / pdf(x)
Coarse Histogram Distribution (cdf)
Approximate Derivative of cdf(x) / pdf(x)
pdf/cdf(y)
x

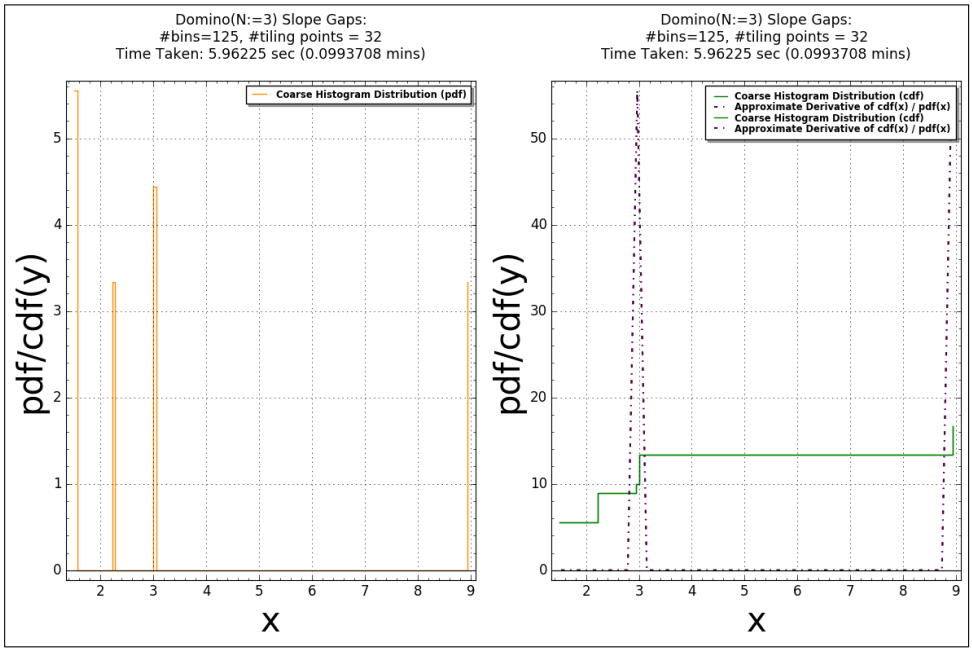
Domino(N:=3) Slope Gaps:
#bins=125, #tiling points = 32
Time Taken: 5.96225 sec (0.0993708 mins)
Coarse Histogram Distribution (pdf)
pdf/cdf(y)
x
Domino(N:=3) Slope Gaps:
#bins=125, #tiling points = 32
Time Taken: 5.96225 sec (0.0993708 mins)
Coarse Histogram Distribution (cdf)
Approximate Derivative of cdf(x) / pdf(x)
Coarse Histogram Distribution (cdf)
Approximate Derivative of cdf(x) / pdf(x)
pdf/cdf(y)
x

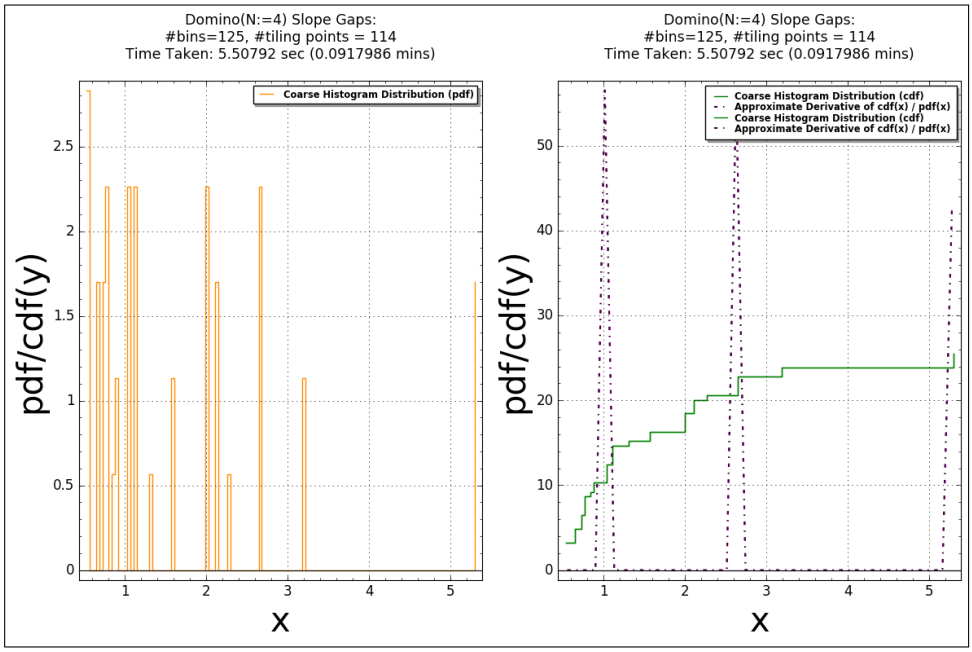
Domino(N:=4) Slope Gaps:
#bins=125, #tiling points = 114
Time Taken: 5.50792 sec (0.0917986 mins)
Coarse Histogram Distribution (pdf)
pdf/cdf(y)
x
Domino(N:=4) Slope Gaps:
#bins=125, #tiling points = 114
Time Taken: 5.50792 sec (0.0917986 mins)
Coarse Histogram Distribution (cdf)
Approximate Derivative of cdf(x) / pdf(x)
Coarse Histogram Distribution (cdf)
Approximate Derivative of cdf(x) / pdf(x)
pdf/cdf(y)
x

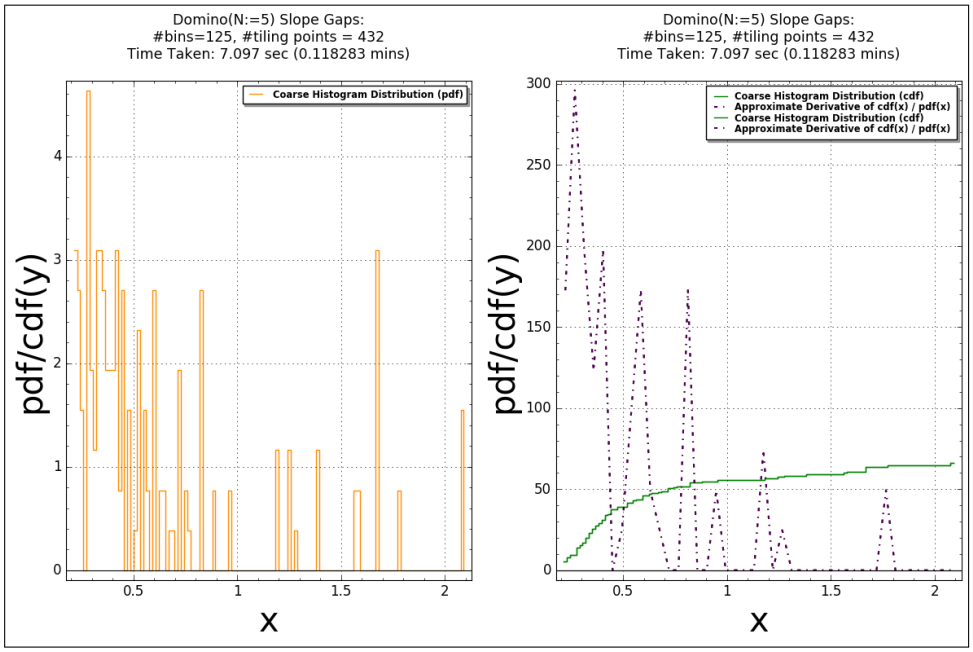
Domino(N:=5) Slope Gaps:
#bins=125, #tiling points = 432
Time Taken: 7.097 sec (0.118283 mins)
Coarse Histogram Distribution (pdf)
pdf/cdf(y)
x
Domino(N:=5) Slope Gaps:
#bins=125, #tiling points = 432
Time Taken: 7.097 sec (0.118283 mins)
Coarse Histogram Distribution (cdf)
Approximate Derivative of cdf(x) / pdf(x)
Coarse Histogram Distribution (cdf)
Approximate Derivative of cdf(x) / pdf(x)
pdf/cdf(y)
x

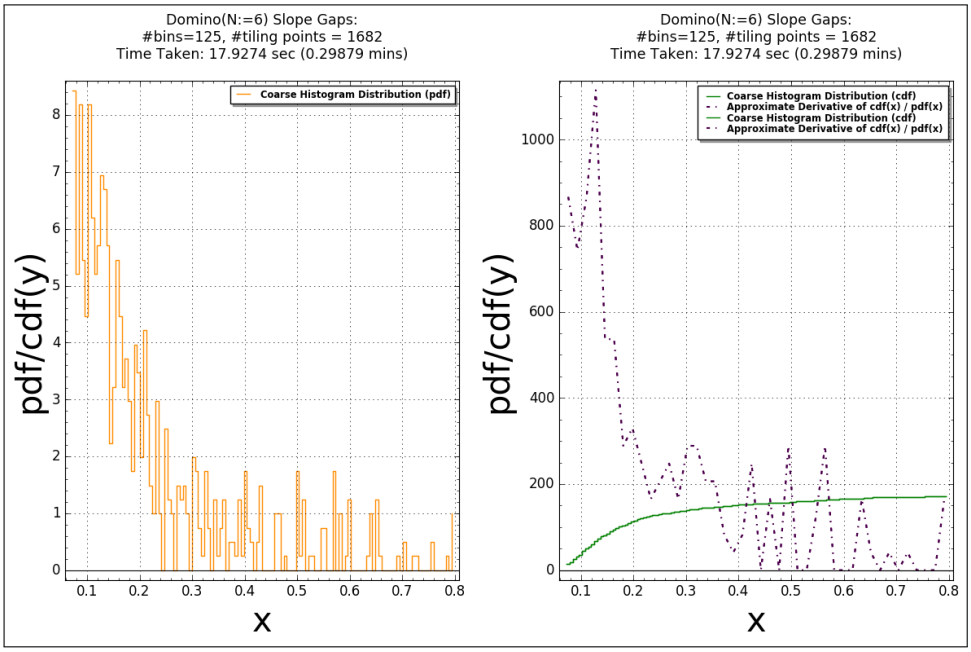
Domino(N:=6) Slope Gaps:
#bins=125, #tiling points = 1682
Time Taken: 17.9274 sec (0.29879 mins)
Coarse Histogram Distribution (pdf)
pdf/cdf(y)
x
Domino(N:=6) Slope Gaps:
#bins=125, #tiling points = 1682
Time Taken: 17.9274 sec (0.29879 mins)
Coarse Histogram Distribution (cdf)
Approximate Derivative of cdf(x) / pdf(x)
Coarse Histogram Distribution (cdf)
Approximate Derivative of cdf(x) / pdf(x)
pdf/cdf(y)
x

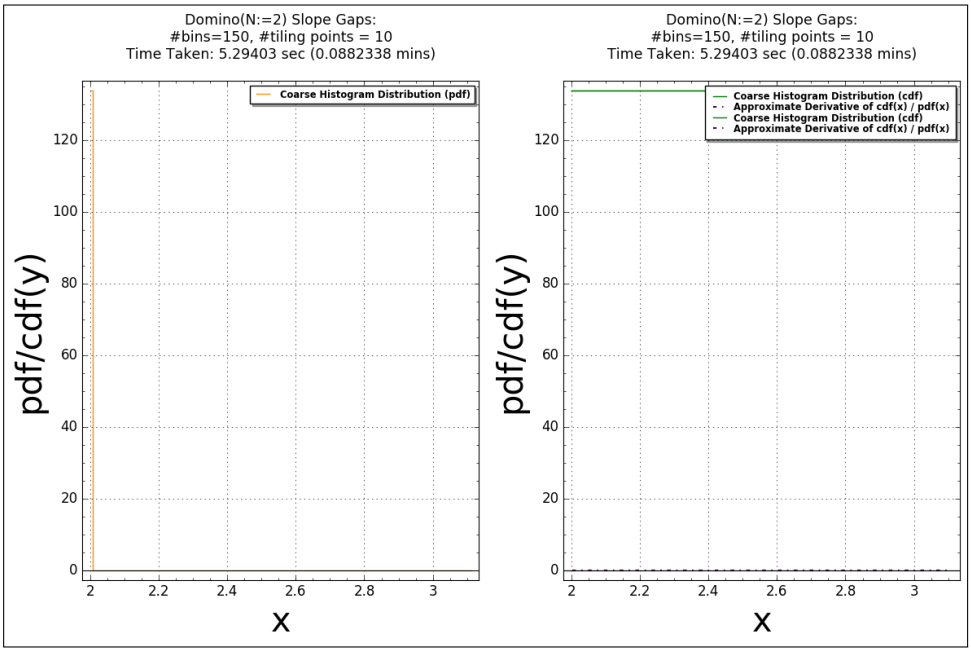
Domino(N:=2) Slope Gaps:
#bins=150, #tiling points = 10
Time Taken: 5.29403 sec (0.0882338 mins)
Coarse Histogram Distribution (pdf)
pdf/cdf(y)
x
Domino(N:=2) Slope Gaps:
#bins=150, #tiling points = 10
Time Taken: 5.29403 sec (0.0882338 mins)
Coarse Histogram Distribution (cdf)
Approximate Derivative of cdf(x) / pdf(x)
Coarse Histogram Distribution (cdf)
Approximate Derivative of cdf(x) / pdf(x)
pdf/cdf(y)
x

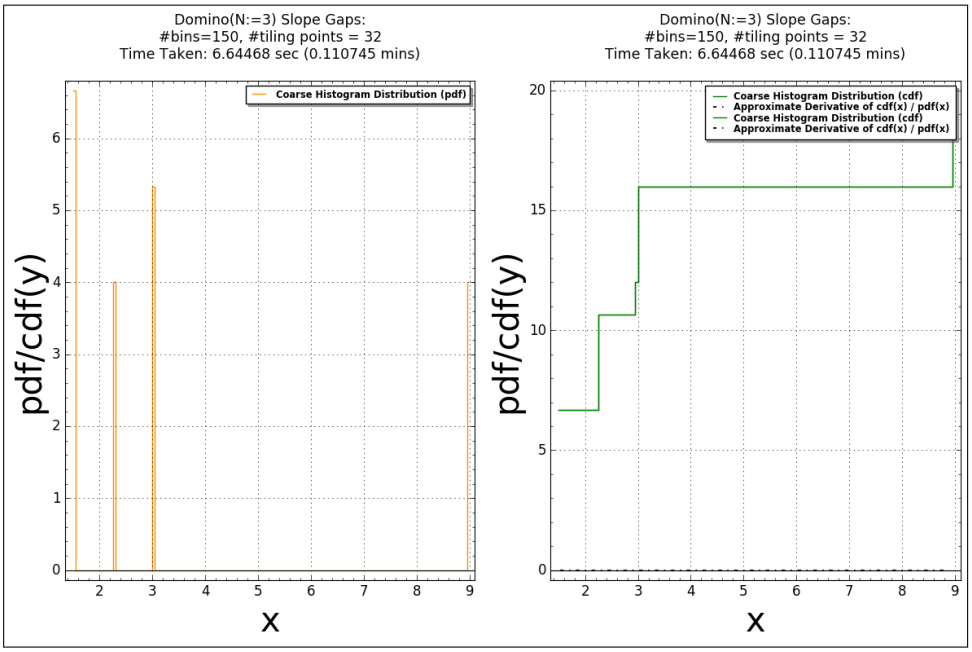
Domino(N:=3) Slope Gaps:
#bins=150, #tiling points = 32
Time Taken: 6.64468 sec (0.110745 mins)
Coarse Histogram Distribution (pdf)
pdf/cdf(y)
x
Domino(N:=3) Slope Gaps:
#bins=150, #tiling points = 32
Time Taken: 6.64468 sec (0.110745 mins)
Coarse Histogram Distribution (cdf)
Approximate Derivative of cdf(x) / pdf(x)
Coarse Histogram Distribution (cdf)
Approximate Derivative of cdf(x) / pdf(x)
pdf/cdf(y)
x

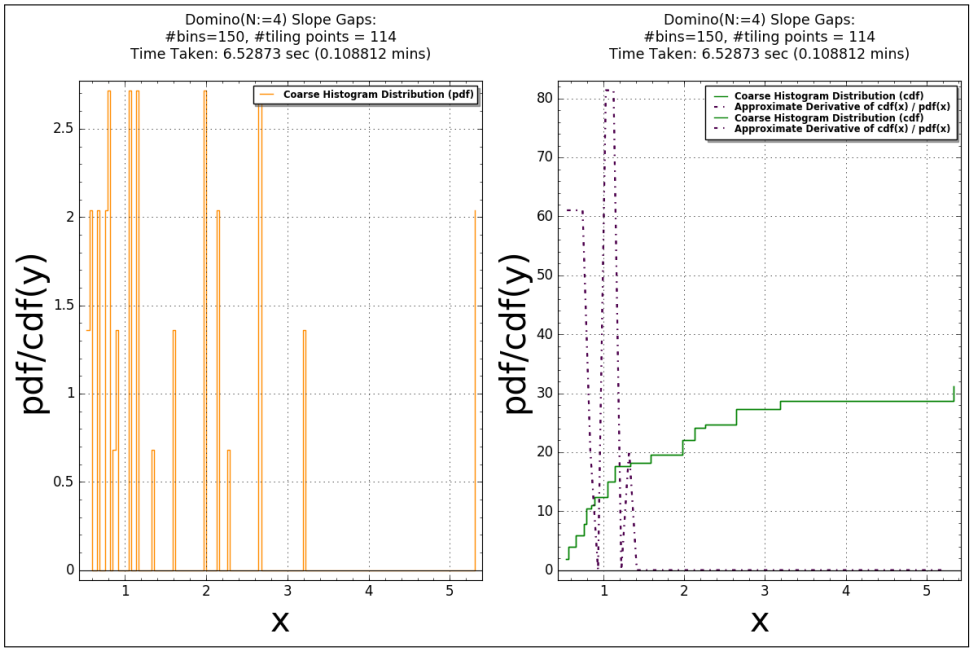
Domino(N:=4) Slope Gaps:
#bins=150, #tiling points = 114
Time Taken: 6.52873 sec (0.108812 mins)
Coarse Histogram Distribution (pdf)
pdf/cdf(y)
x
Domino(N:=4) Slope Gaps:
#bins=150, #tiling points = 114
Time Taken: 6.52873 sec (0.108812 mins)
Coarse Histogram Distribution (cdf)
Approximate Derivative of cdf(x) / pdf(x)
Coarse Histogram Distribution (cdf)
Approximate Derivative of cdf(x) / pdf(x)
pdf/cdf(y)
x

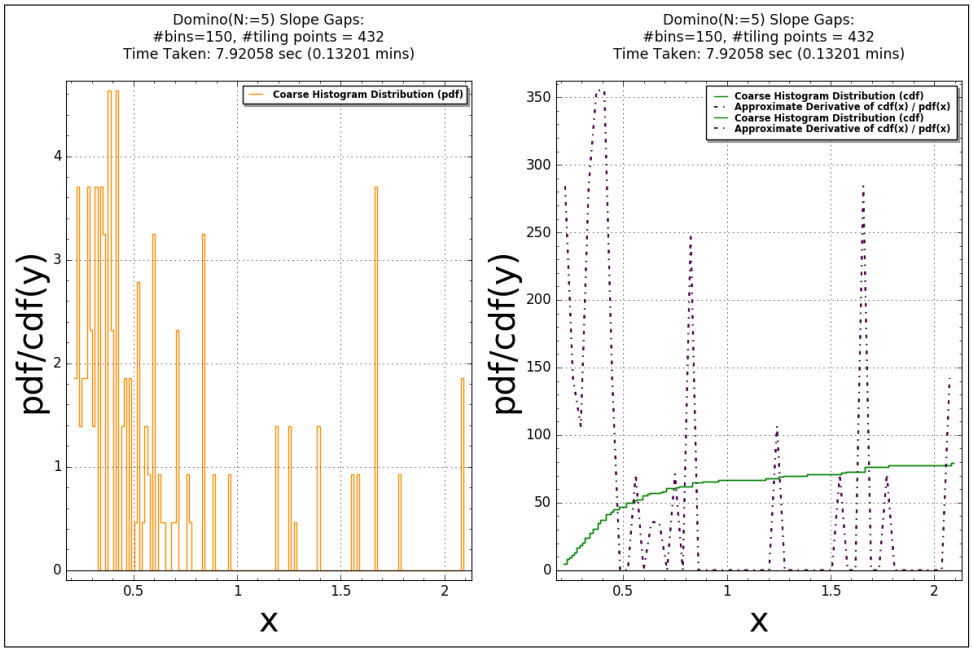
Domino(N:=5) Slope Gaps:
#bins=150, #tiling points = 432
Time Taken: 7.92058 sec (0.13201 mins)
Coarse Histogram Distribution (pdf)
pdf/cdf(y)
x
Domino(N:=5) Slope Gaps:
#bins=150, #tiling points = 432
Time Taken: 7.92058 sec (0.13201 mins)
Coarse Histogram Distribution (cdf)
Approximate Derivative of cdf(x) / pdf(x)
Coarse Histogram Distribution (cdf)
Approximate Derivative of cdf(x) / pdf(x)
pdf/cdf(y)
x

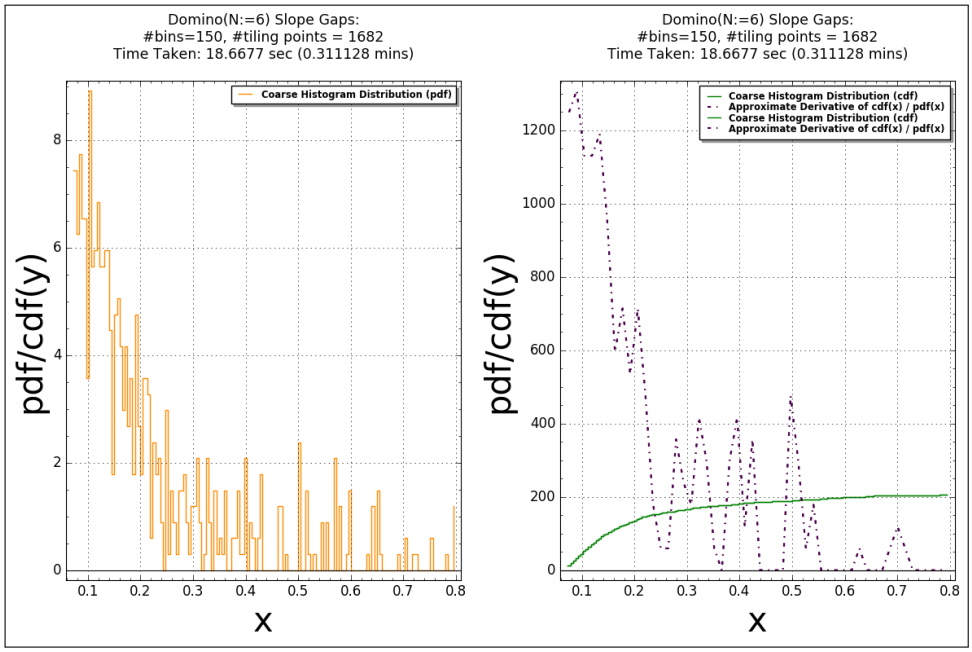
Domino(N:=6) Slope Gaps:
#bins=150, #tiling points = 1682
Time Taken: 18.6677 sec (0.311128 mins)
Coarse Histogram Distribution (pdf)
pdf/cdf(y)
x
Domino(N:=6) Slope Gaps:
#bins=150, #tiling points = 1682
Time Taken: 18.6677 sec (0.311128 mins)
Coarse Histogram Distribution (cdf)
Approximate Derivative of cdf(x) / pdf(x)
Coarse Histogram Distribution (cdf)
Approximate Derivative of cdf(x) / pdf(x)
pdf/cdf(y)
x

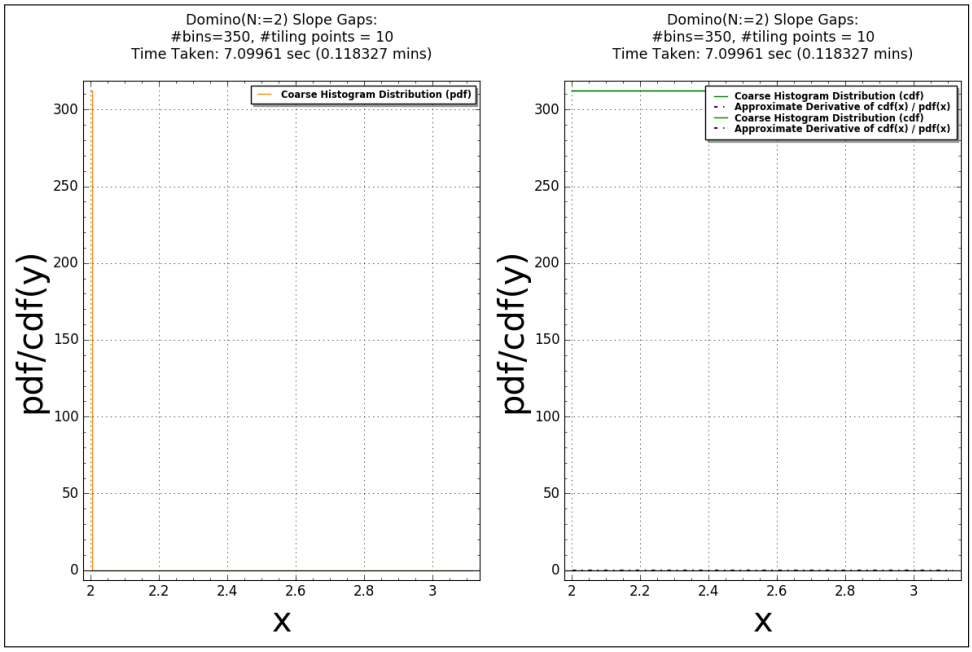
Domino(N:=2) Slope Gaps:
#bins=350, #tiling points = 10
Time Taken: 7.09961 sec (0.118327 mins)
Coarse Histogram Distribution (pdf)
pdf/cdf(y)
x
Domino(N:=2) Slope Gaps:
#bins=350, #tiling points = 10
Time Taken: 7.09961 sec (0.118327 mins)
Coarse Histogram Distribution (cdf)
Approximate Derivative of cdf(x) / pdf(x)
Coarse Histogram Distribution (cdf)
Approximate Derivative of cdf(x) / pdf(x)
pdf/cdf(y)
x

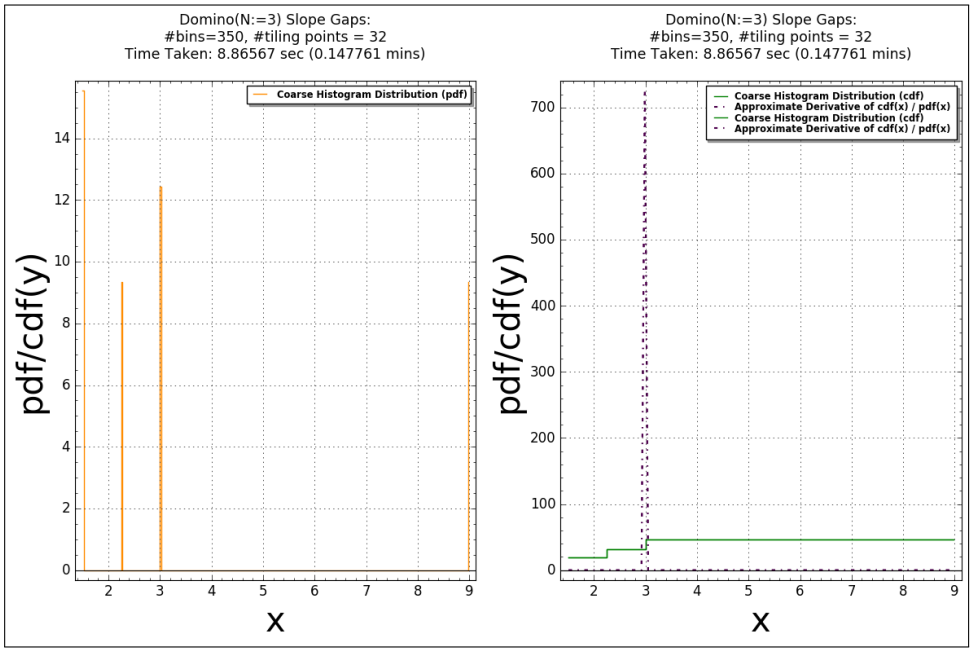
Domino(N:=3) Slope Gaps:
#bins=350, #tiling points = 32
Time Taken: 8.86567 sec (0.147761 mins)
Coarse Histogram Distribution (pdf)
pdf/cdf(y)
x
Domino(N:=3) Slope Gaps:
#bins=350, #tiling points = 32
Time Taken: 8.86567 sec (0.147761 mins)
Coarse Histogram Distribution (cdf)
Approximate Derivative of cdf(x) / pdf(x)
Coarse Histogram Distribution (cdf)
Approximate Derivative of cdf(x) / pdf(x)
pdf/cdf(y)
x

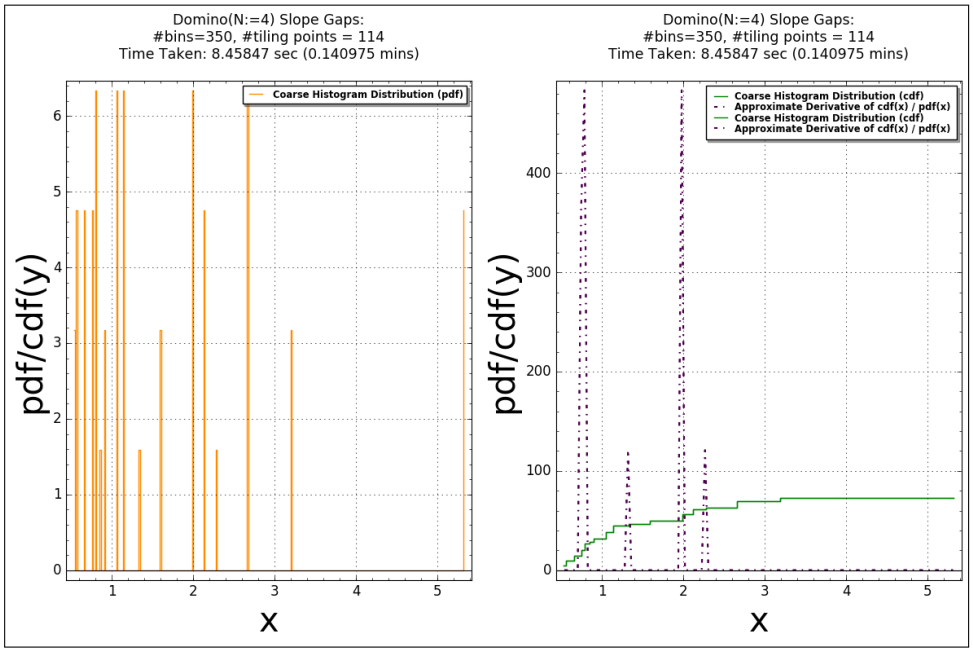
Domino(N:=4) Slope Gaps:
#bins=350, #tiling points = 114
Time Taken: 8.45847 sec (0.140975 mins)
Coarse Histogram Distribution (pdf)
pdf/cdf(y)
x
Domino(N:=4) Slope Gaps:
#bins=350, #tiling points = 114
Time Taken: 8.45847 sec (0.140975 mins)
Coarse Histogram Distribution (cdf)
Approximate Derivative of cdf(x) / pdf(x)
Coarse Histogram Distribution (cdf)
Approximate Derivative of cdf(x) / pdf(x)
pdf/cdf(y)
x

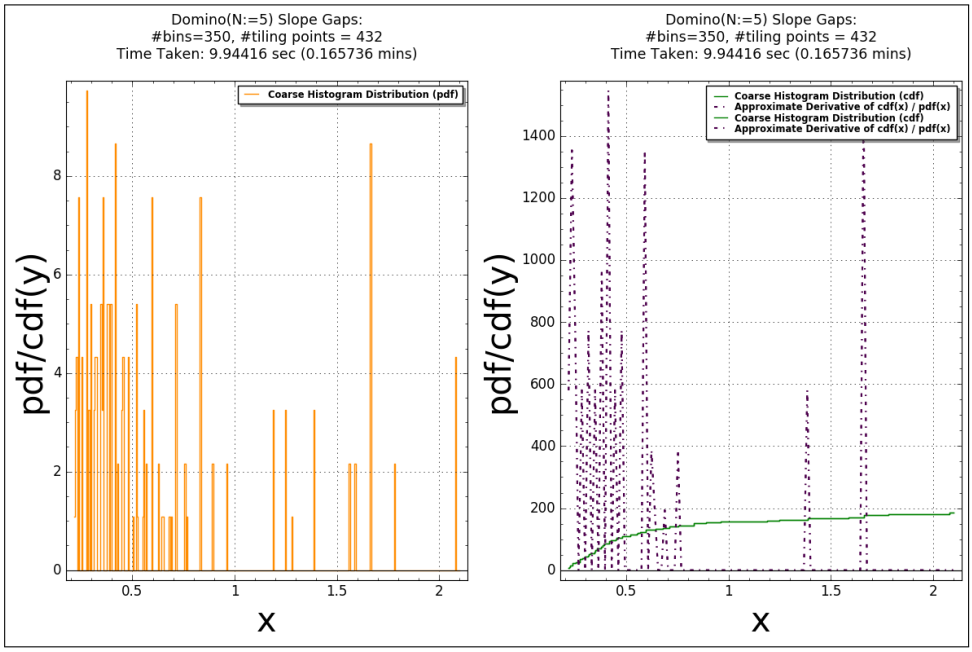
Domino(N:=5) Slope Gaps:
#bins=350, #tiling points = 432
Time Taken: 9.94416 sec (0.165736 mins)
Coarse Histogram Distribution (pdf)
pdf/cdf(y)
x
Domino(N:=5) Slope Gaps:
#bins=350, #tiling points = 432
Time Taken: 9.94416 sec (0.165736 mins)
Coarse Histogram Distribution (cdf)
Approximate Derivative of cdf(x) / pdf(x)
Coarse Histogram Distribution (cdf)
Approximate Derivative of cdf(x) / pdf(x)
pdf/cdf(y)
x

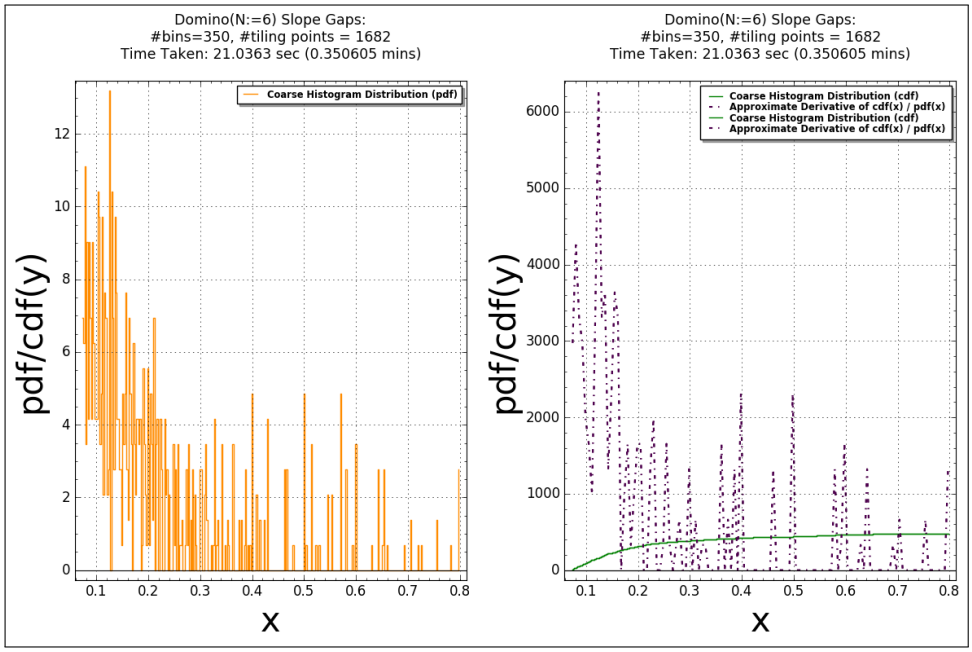
Domino(N:=6) Slope Gaps:
#bins=350, #tiling points = 1682
Time Taken: 21.0363 sec (0.350605 mins)
Coarse Histogram Distribution (pdf)
pdf/cdf(y)
x
Domino(N:=6) Slope Gaps:
#bins=350, #tiling points = 1682
Time Taken: 21.0363 sec (0.350605 mins)
Coarse Histogram Distribution (cdf)
Approximate Derivative of cdf(x) / pdf(x)
Coarse Histogram Distribution (cdf)
Approximate Derivative of cdf(x) / pdf(x)
pdf/cdf(y)
x