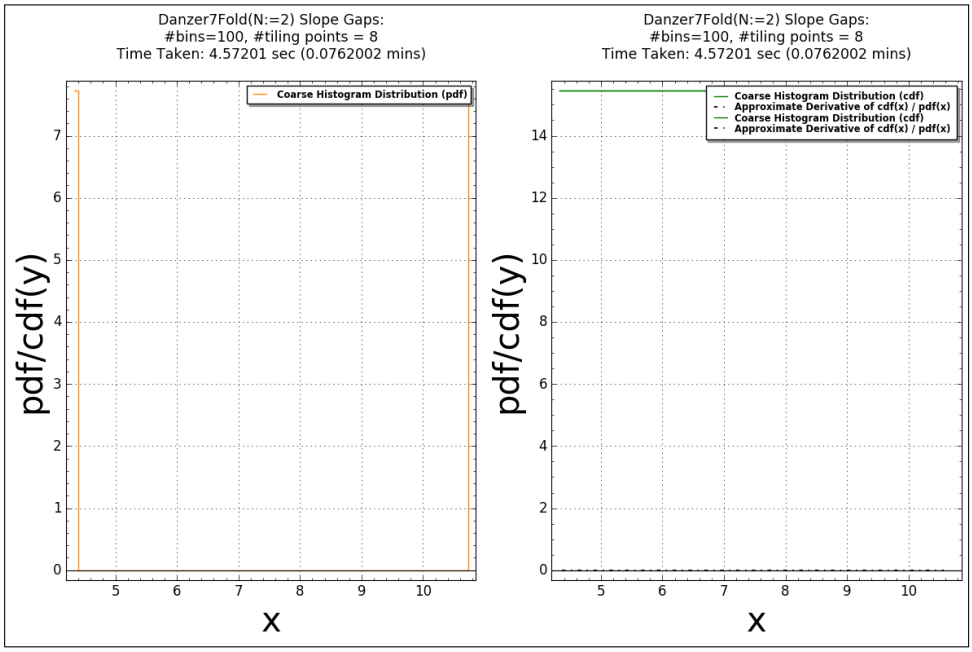
Danzer7Fold(N:=2) Slope Gaps:
#bins=100, #tiling points = 8
Time Taken: 4.57201 sec (0.0762002 mins)
Coarse Histogram Distribution (pdf)
pdf/cdf(y)
x
Danzer7Fold(N:=2) Slope Gaps:
#bins=100, #tiling points = 8
Time Taken: 4.57201 sec (0.0762002 mins)
Coarse Histogram Distribution (cdf)
Approximate Derivative of cdf(x) / pdf(x)
Coarse Histogram Distribution (cdf)
Approximate Derivative of cdf(x) / pdf(x)
pdf/cdf(y)
x

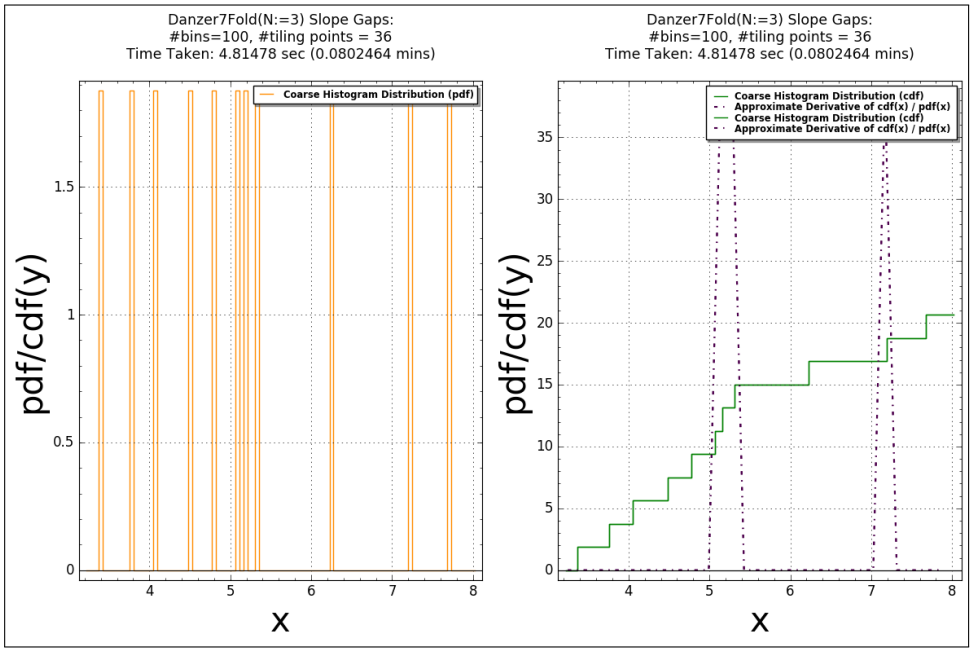
Danzer7Fold(N:=3) Slope Gaps:
#bins=100, #tiling points = 36
Time Taken: 4.81478 sec (0.0802464 mins)
Coarse Histogram Distribution (pdf)
pdf/cdf(y)
x
Danzer7Fold(N:=3) Slope Gaps:
#bins=100, #tiling points = 36
Time Taken: 4.81478 sec (0.0802464 mins)
Coarse Histogram Distribution (cdf)
Approximate Derivative of cdf(x) / pdf(x)
Coarse Histogram Distribution (cdf)
Approximate Derivative of cdf(x) / pdf(x)
pdf/cdf(y)
x

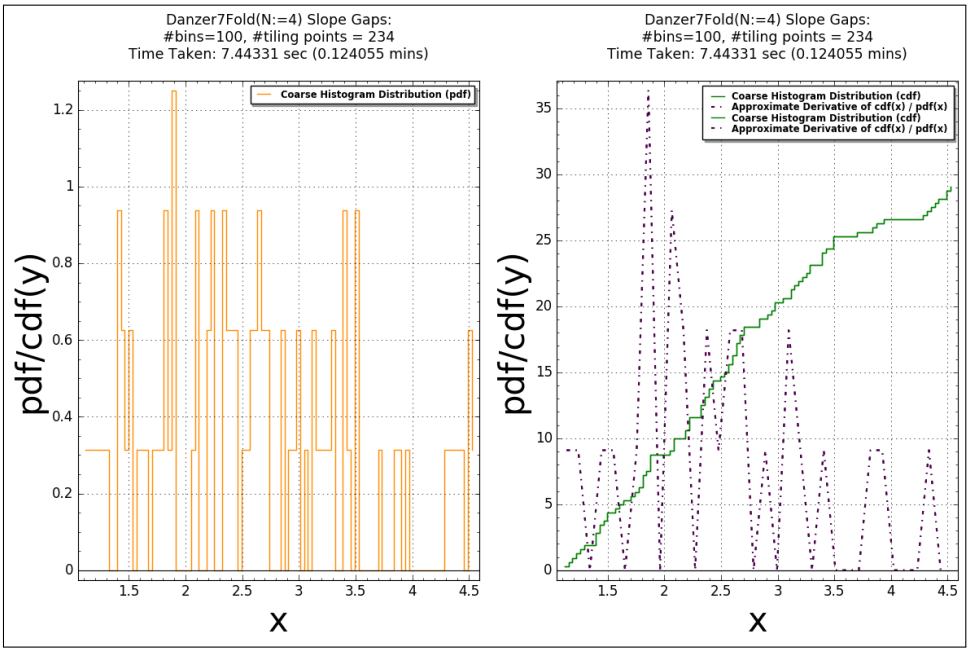
Danzer7Fold(N:=4) Slope Gaps:
#bins=100, #tiling points = 234
Time Taken: 7.44331 sec (0.124055 mins)
Coarse Histogram Distribution (pdf)
pdf/cdf(y)
x
Danzer7Fold(N:=4) Slope Gaps:
#bins=100, #tiling points = 234
Time Taken: 7.44331 sec (0.124055 mins)
Coarse Histogram Distribution (cdf)
Approximate Derivative of cdf(x) / pdf(x)
Coarse Histogram Distribution (cdf)
Approximate Derivative of cdf(x) / pdf(x)
pdf/cdf(y)
x

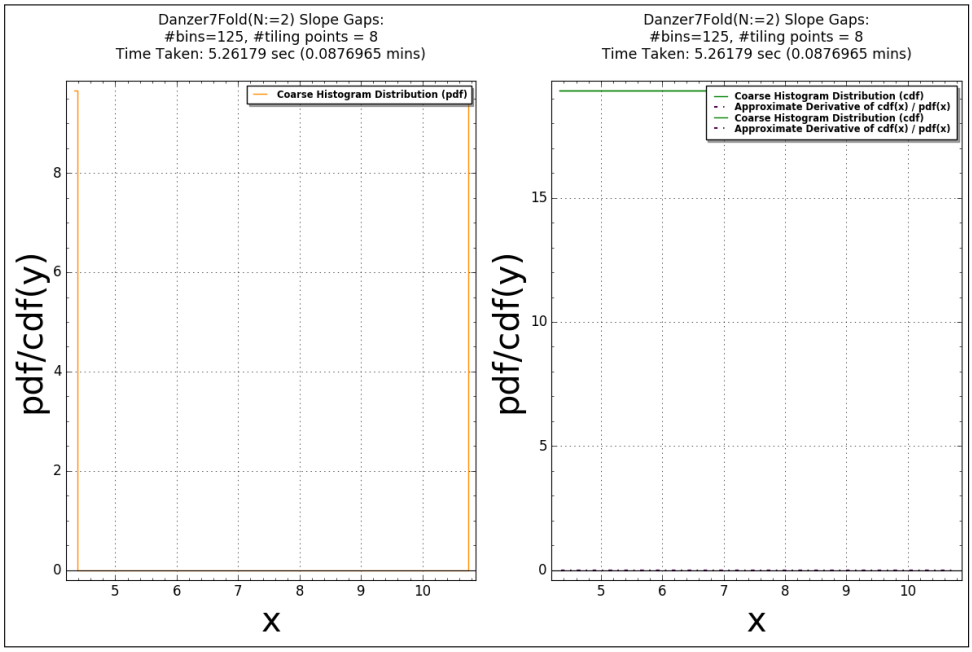
Danzer7Fold(N:=2) Slope Gaps:
#bins=125, #tiling points = 8
Time Taken: 5.26179 sec (0.0876965 mins)
Coarse Histogram Distribution (pdf)
pdf/cdf(y)
x
Danzer7Fold(N:=2) Slope Gaps:
#bins=125, #tiling points = 8
Time Taken: 5.26179 sec (0.0876965 mins)
Coarse Histogram Distribution (cdf)
Approximate Derivative of cdf(x) / pdf(x)
Coarse Histogram Distribution (cdf)
Approximate Derivative of cdf(x) / pdf(x)
pdf/cdf(y)
x

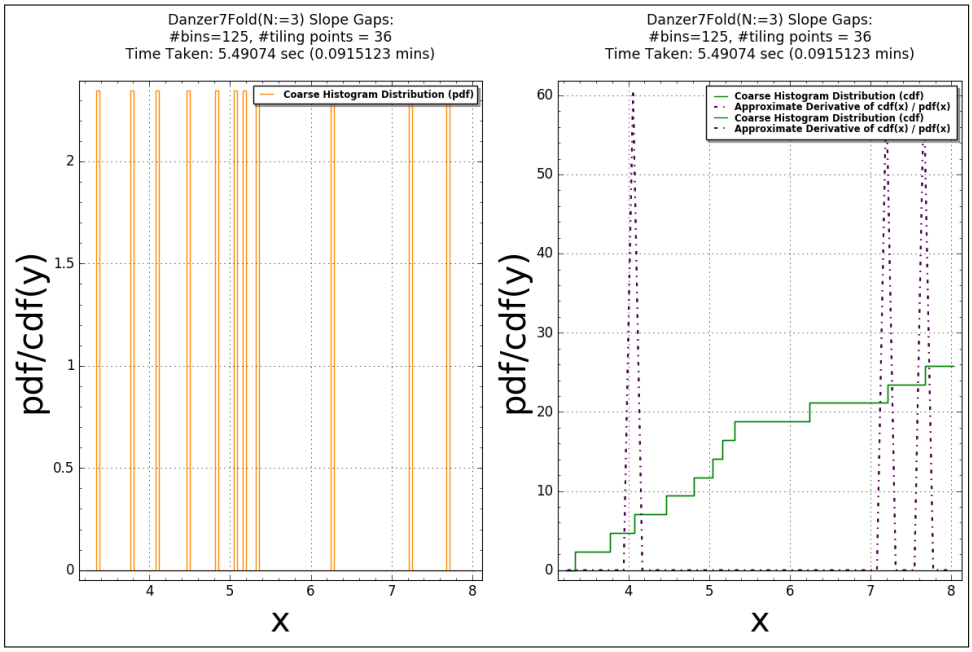
Danzer7Fold(N:=3) Slope Gaps:
#bins=125, #tiling points = 36
Time Taken: 5.49074 sec (0.0915123 mins)
Coarse Histogram Distribution (pdf)
pdf/cdf(y)
x
Danzer7Fold(N:=3) Slope Gaps:
#bins=125, #tiling points = 36
Time Taken: 5.49074 sec (0.0915123 mins)
Coarse Histogram Distribution (cdf)
Approximate Derivative of cdf(x) / pdf(x)
Coarse Histogram Distribution (cdf)
Approximate Derivative of cdf(x) / pdf(x)
pdf/cdf(y)
x

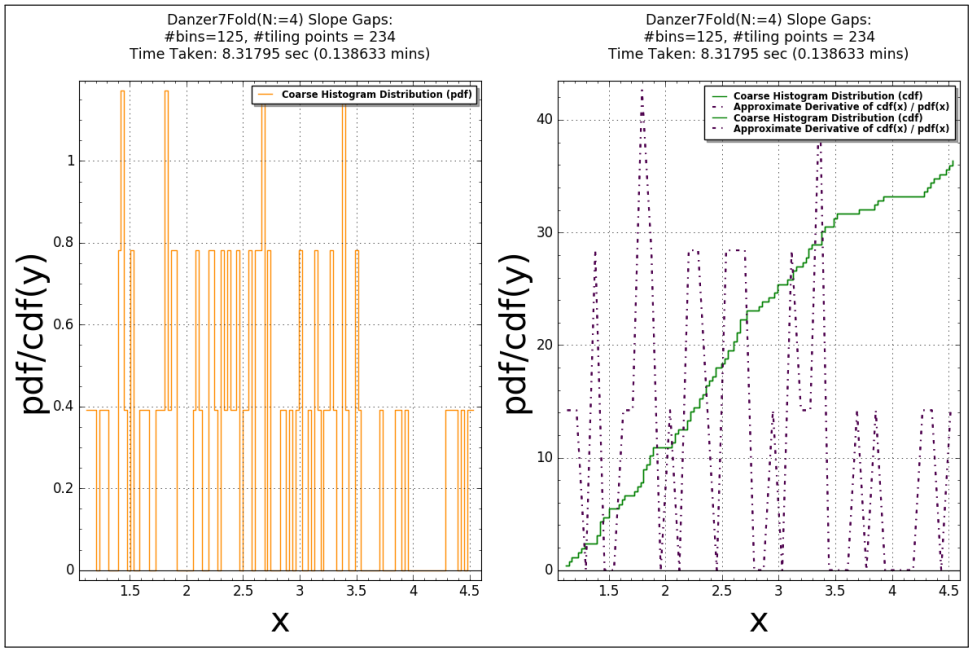
Danzer7Fold(N:=4) Slope Gaps:
#bins=125, #tiling points = 234
Time Taken: 8.31795 sec (0.138633 mins)
Coarse Histogram Distribution (pdf)
pdf/cdf(y)
x
Danzer7Fold(N:=4) Slope Gaps:
#bins=125, #tiling points = 234
Time Taken: 8.31795 sec (0.138633 mins)
Coarse Histogram Distribution (cdf)
Approximate Derivative of cdf(x) / pdf(x)
Coarse Histogram Distribution (cdf)
Approximate Derivative of cdf(x) / pdf(x)
pdf/cdf(y)
x

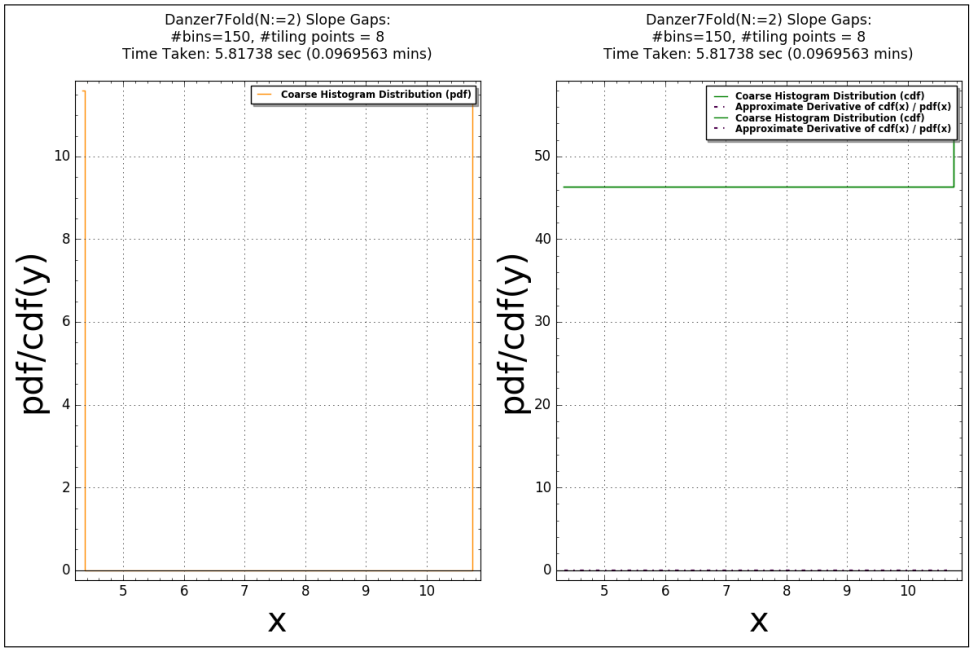
Danzer7Fold(N:=2) Slope Gaps:
#bins=150, #tiling points = 8
Time Taken: 5.81738 sec (0.0969563 mins)
Coarse Histogram Distribution (pdf)
pdf/cdf(y)
x
Danzer7Fold(N:=2) Slope Gaps:
#bins=150, #tiling points = 8
Time Taken: 5.81738 sec (0.0969563 mins)
Coarse Histogram Distribution (cdf)
Approximate Derivative of cdf(x) / pdf(x)
Coarse Histogram Distribution (cdf)
Approximate Derivative of cdf(x) / pdf(x)
pdf/cdf(y)
x

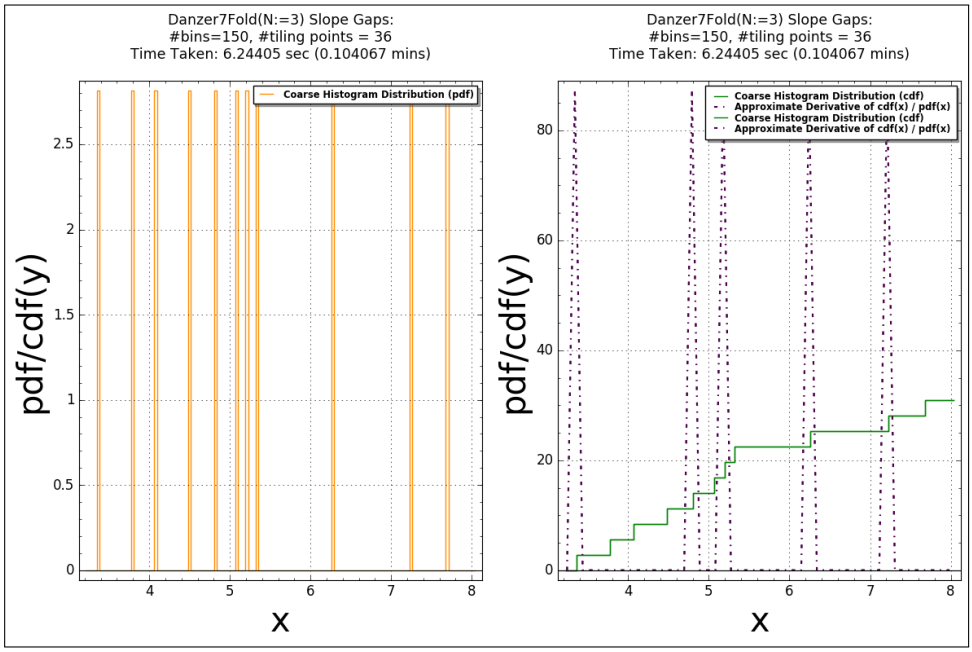
Danzer7Fold(N:=3) Slope Gaps:
#bins=150, #tiling points = 36
Time Taken: 6.24405 sec (0.104067 mins)
Coarse Histogram Distribution (pdf)
pdf/cdf(y)
x
Danzer7Fold(N:=3) Slope Gaps:
#bins=150, #tiling points = 36
Time Taken: 6.24405 sec (0.104067 mins)
Coarse Histogram Distribution (cdf)
Approximate Derivative of cdf(x) / pdf(x)
Coarse Histogram Distribution (cdf)
Approximate Derivative of cdf(x) / pdf(x)
pdf/cdf(y)
x

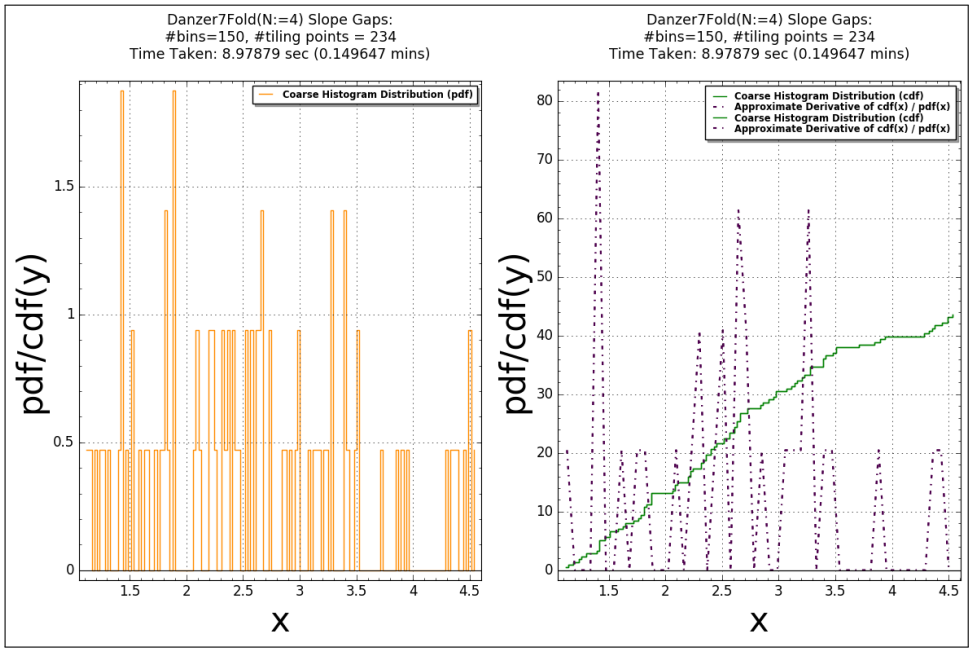
Danzer7Fold(N:=4) Slope Gaps:
#bins=150, #tiling points = 234
Time Taken: 8.97879 sec (0.149647 mins)
Coarse Histogram Distribution (pdf)
pdf/cdf(y)
x
Danzer7Fold(N:=4) Slope Gaps:
#bins=150, #tiling points = 234
Time Taken: 8.97879 sec (0.149647 mins)
Coarse Histogram Distribution (cdf)
Approximate Derivative of cdf(x) / pdf(x)
Coarse Histogram Distribution (cdf)
Approximate Derivative of cdf(x) / pdf(x)
pdf/cdf(y)
x

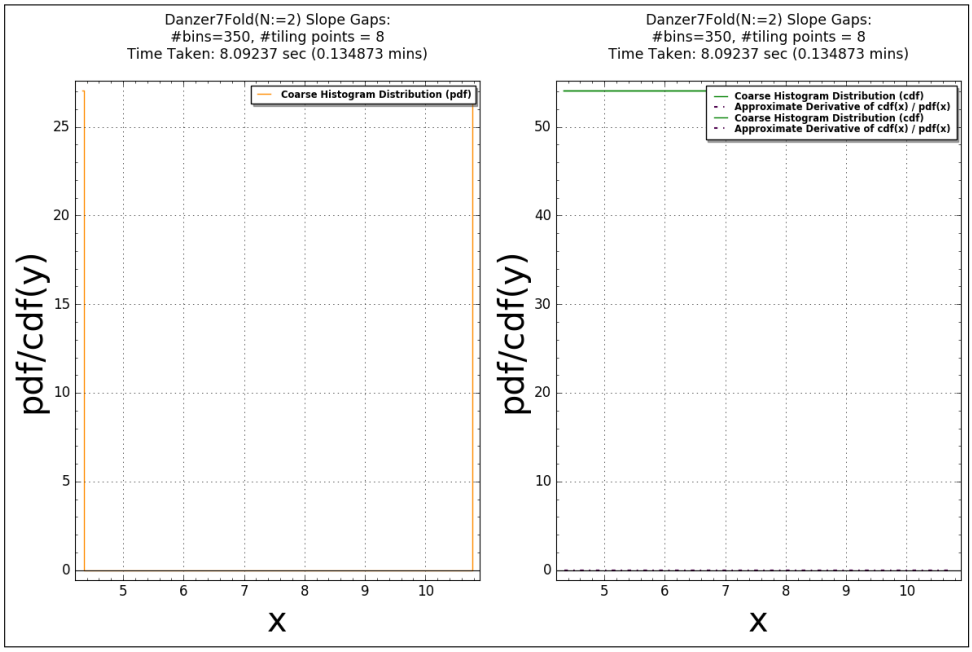
Danzer7Fold(N:=2) Slope Gaps:
#bins=350, #tiling points = 8
Time Taken: 8.09237 sec (0.134873 mins)
Coarse Histogram Distribution (pdf)
pdf/cdf(y)
x
Danzer7Fold(N:=2) Slope Gaps:
#bins=350, #tiling points = 8
Time Taken: 8.09237 sec (0.134873 mins)
Coarse Histogram Distribution (cdf)
Approximate Derivative of cdf(x) / pdf(x)
Coarse Histogram Distribution (cdf)
Approximate Derivative of cdf(x) / pdf(x)
pdf/cdf(y)
x

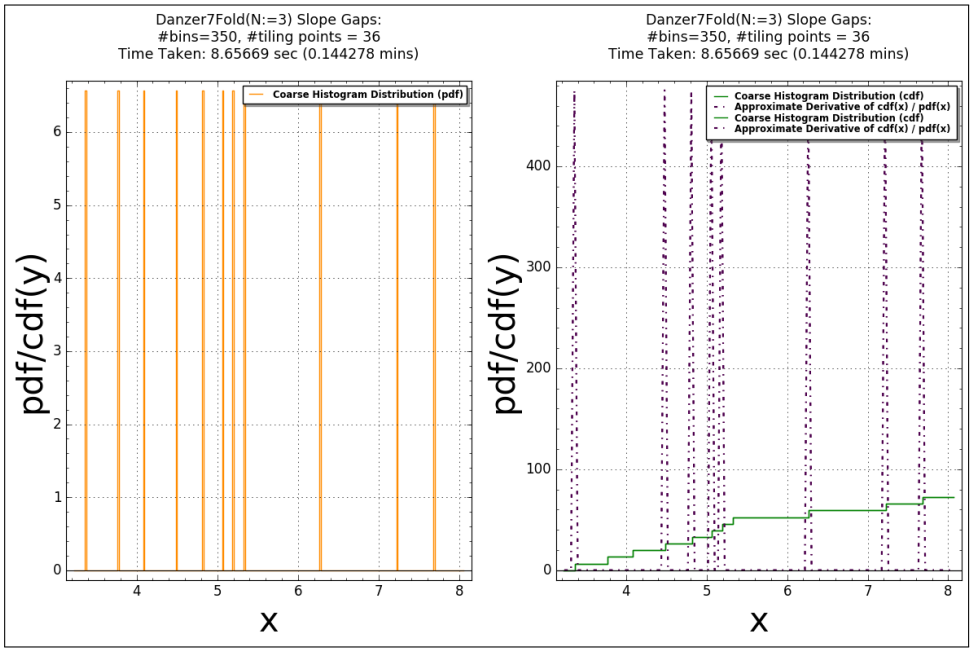
Danzer7Fold(N:=3) Slope Gaps:
#bins=350, #tiling points = 36
Time Taken: 8.65669 sec (0.144278 mins)
Coarse Histogram Distribution (pdf)
pdf/cdf(y)
x
Danzer7Fold(N:=3) Slope Gaps:
#bins=350, #tiling points = 36
Time Taken: 8.65669 sec (0.144278 mins)
Coarse Histogram Distribution (cdf)
Approximate Derivative of cdf(x) / pdf(x)
Coarse Histogram Distribution (cdf)
Approximate Derivative of cdf(x) / pdf(x)
pdf/cdf(y)
x

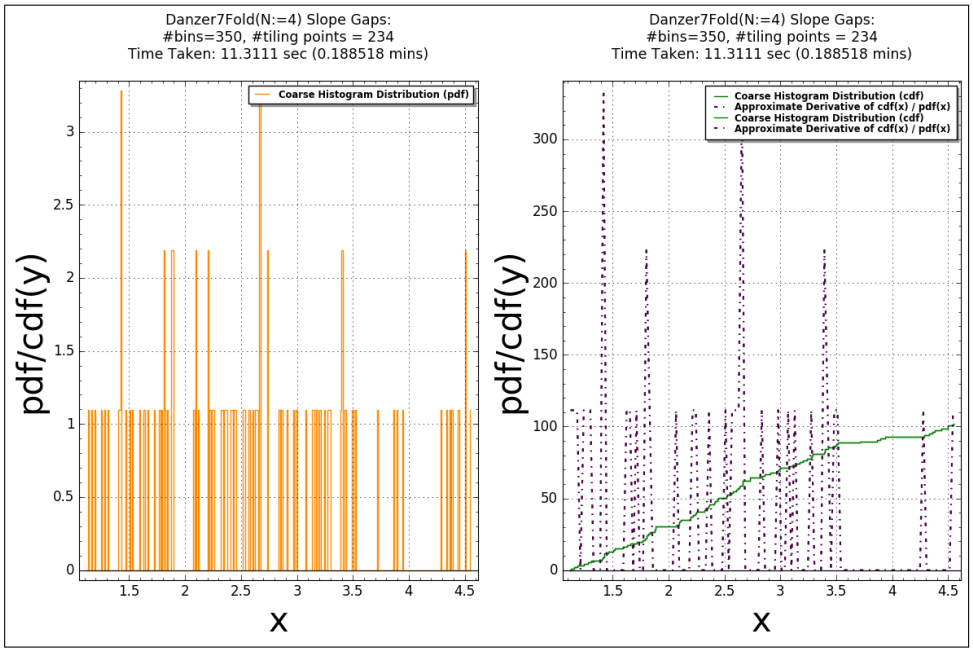
Danzer7Fold(N:=4) Slope Gaps:
#bins=350, #tiling points = 234
Time Taken: 11.3111 sec (0.188518 mins)
Coarse Histogram Distribution (pdf)
pdf/cdf(y)
x
Danzer7Fold(N:=4) Slope Gaps:
#bins=350, #tiling points = 234
Time Taken: 11.3111 sec (0.188518 mins)
Coarse Histogram Distribution (cdf)
Approximate Derivative of cdf(x) / pdf(x)
Coarse Histogram Distribution (cdf)
Approximate Derivative of cdf(x) / pdf(x)
pdf/cdf(y)
x