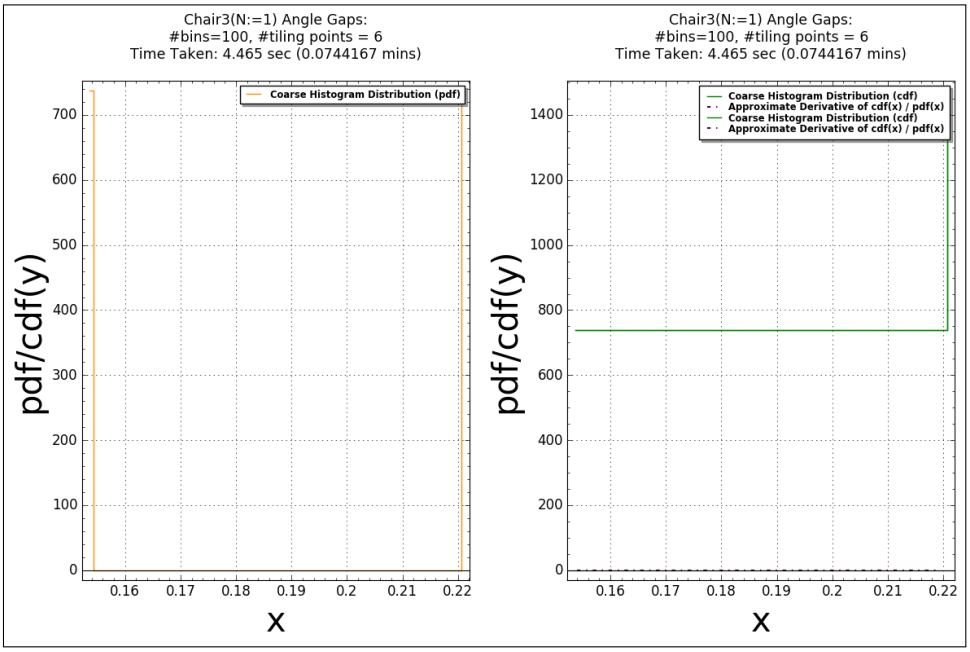
Chair3(N:=1) Angle Gaps:
#bins=100, #tiling points = 6
Time Taken: 4.465 sec (0.0744167 mins)
Coarse Histogram Distribution (pdf)
pdf/cdf(y)
x
Chair3(N:=1) Angle Gaps:
#bins=100, #tiling points = 6
Time Taken: 4.465 sec (0.0744167 mins)
Coarse Histogram Distribution (cdf)
Approximate Derivative of cdf(x) / pdf(x)
Coarse Histogram Distribution (cdf)
Approximate Derivative of cdf(x) / pdf(x)
pdf/cdf(y)
x

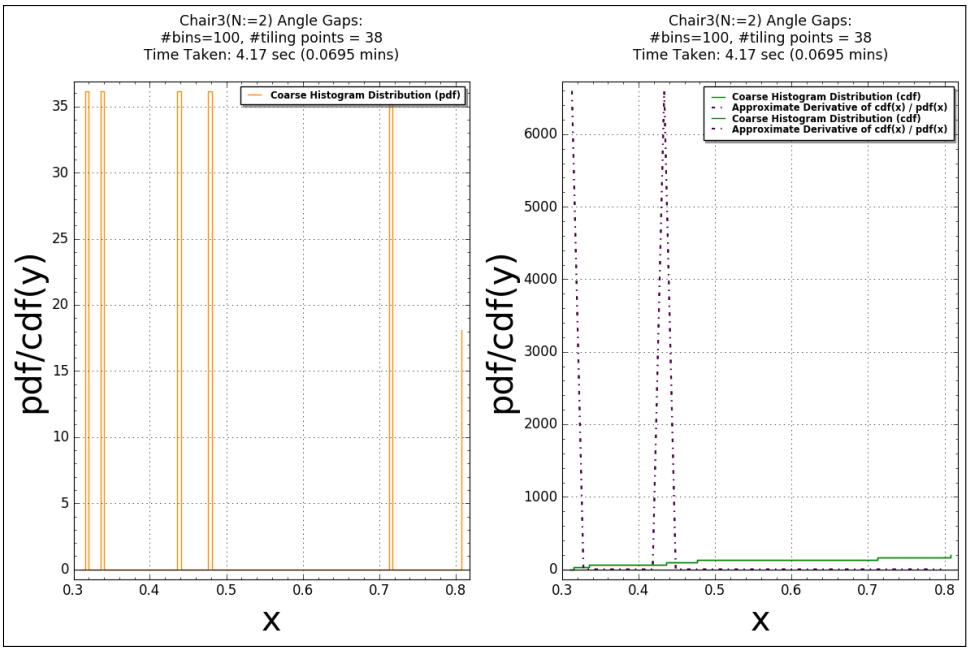
Chair3(N:=2) Angle Gaps:
#bins=100, #tiling points = 38
Time Taken: 4.17 sec (0.0695 mins)
Coarse Histogram Distribution (pdf)
pdf/cdf(y)
x
Chair3(N:=2) Angle Gaps:
#bins=100, #tiling points = 38
Time Taken: 4.17 sec (0.0695 mins)
Coarse Histogram Distribution (cdf)
Approximate Derivative of cdf(x) / pdf(x)
Coarse Histogram Distribution (cdf)
Approximate Derivative of cdf(x) / pdf(x)
pdf/cdf(y)
x

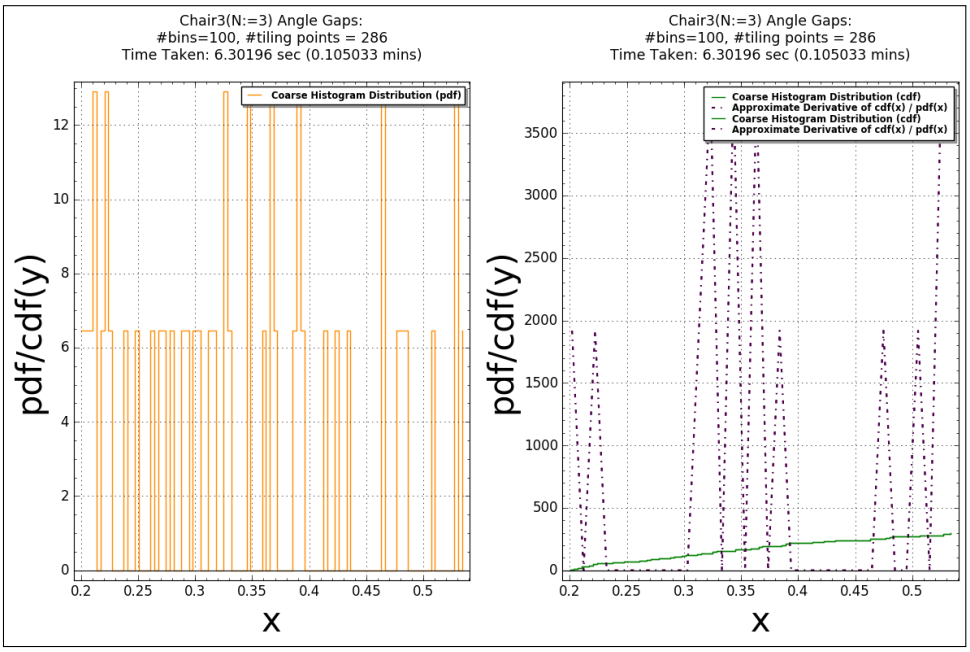
Chair3(N:=3) Angle Gaps:
#bins=100, #tiling points = 286
Time Taken: 6.30196 sec (0.105033 mins)
Coarse Histogram Distribution (pdf)
pdf/cdf(y)
x
Chair3(N:=3) Angle Gaps:
#bins=100, #tiling points = 286
Time Taken: 6.30196 sec (0.105033 mins)
Coarse Histogram Distribution (cdf)
Approximate Derivative of cdf(x) / pdf(x)
Coarse Histogram Distribution (cdf)
Approximate Derivative of cdf(x) / pdf(x)
pdf/cdf(y)
x

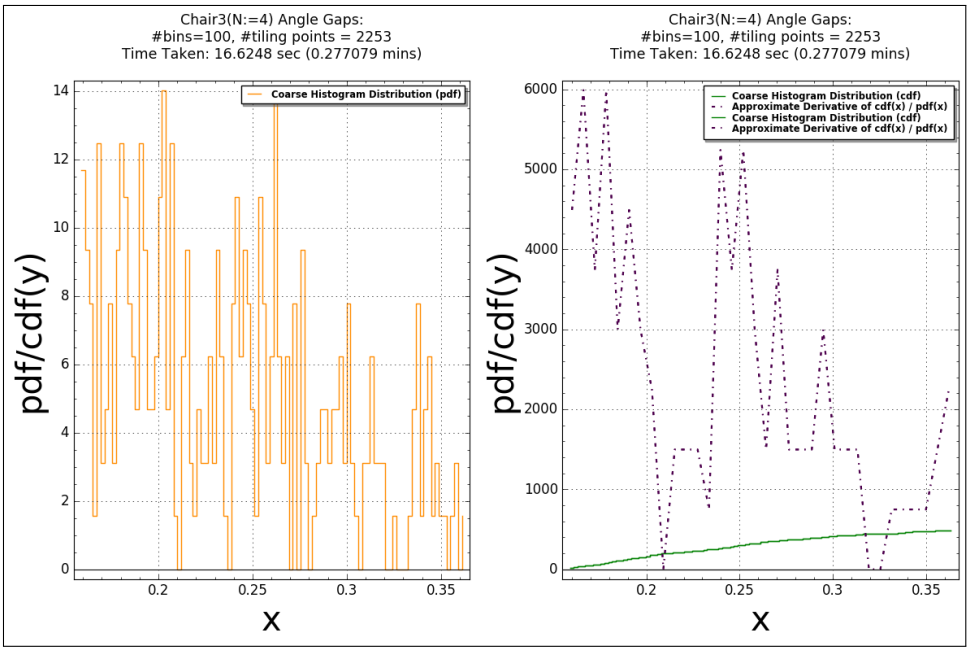
Chair3(N:=4) Angle Gaps:
#bins=100, #tiling points = 2253
Time Taken: 16.6248 sec (0.277079 mins)
Coarse Histogram Distribution (pdf)
pdf/cdf(y)
x
Chair3(N:=4) Angle Gaps:
#bins=100, #tiling points = 2253
Time Taken: 16.6248 sec (0.277079 mins)
Coarse Histogram Distribution (cdf)
Approximate Derivative of cdf(x) / pdf(x)
Coarse Histogram Distribution (cdf)
Approximate Derivative of cdf(x) / pdf(x)
pdf/cdf(y)
x

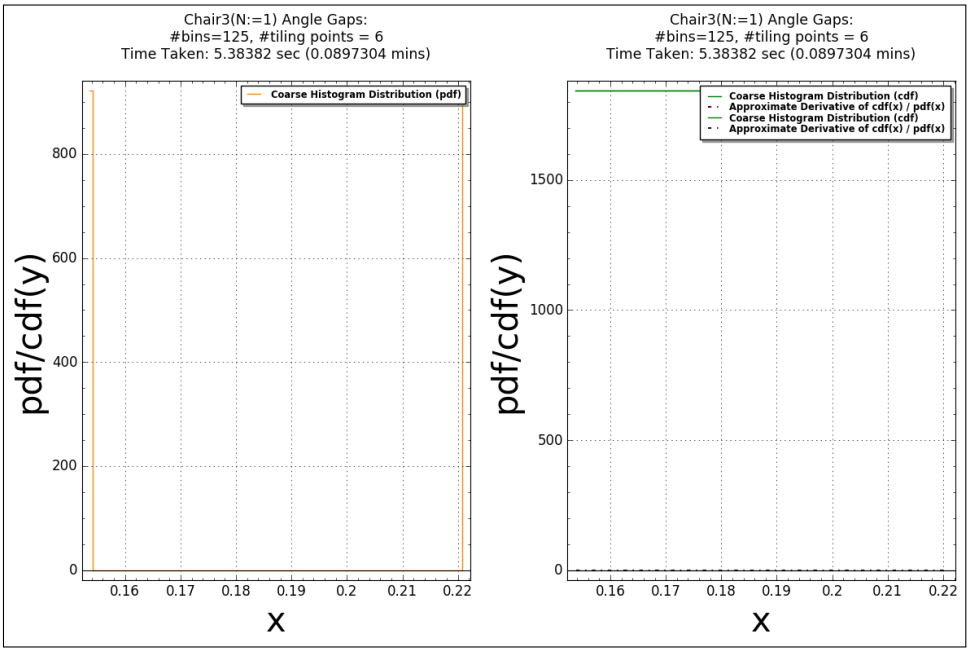
Chair3(N:=1) Angle Gaps:
#bins=125, #tiling points = 6
Time Taken: 5.38382 sec (0.0897304 mins)
Coarse Histogram Distribution (pdf)
pdf/cdf(y)
x
Chair3(N:=1) Angle Gaps:
#bins=125, #tiling points = 6
Time Taken: 5.38382 sec (0.0897304 mins)
Coarse Histogram Distribution (cdf)
Approximate Derivative of cdf(x) / pdf(x)
Coarse Histogram Distribution (cdf)
Approximate Derivative of cdf(x) / pdf(x)
pdf/cdf(y)
x

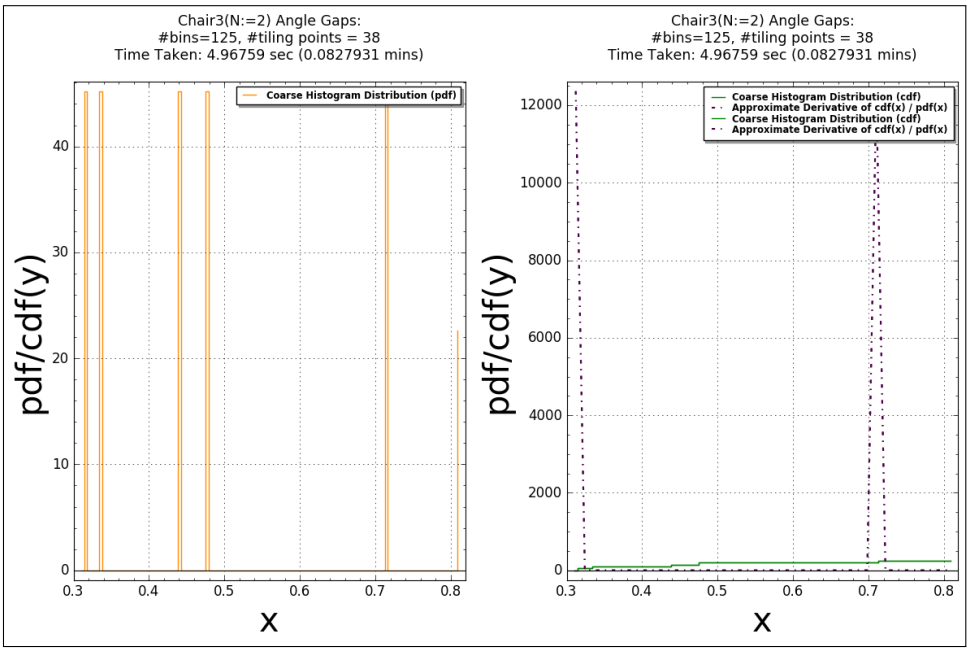
Chair3(N:=2) Angle Gaps:
#bins=125, #tiling points = 38
Time Taken: 4.96759 sec (0.0827931 mins)
Coarse Histogram Distribution (pdf)
pdf/cdf(y)
x
Chair3(N:=2) Angle Gaps:
#bins=125, #tiling points = 38
Time Taken: 4.96759 sec (0.0827931 mins)
Coarse Histogram Distribution (cdf)
Approximate Derivative of cdf(x) / pdf(x)
Coarse Histogram Distribution (cdf)
Approximate Derivative of cdf(x) / pdf(x)
pdf/cdf(y)
x

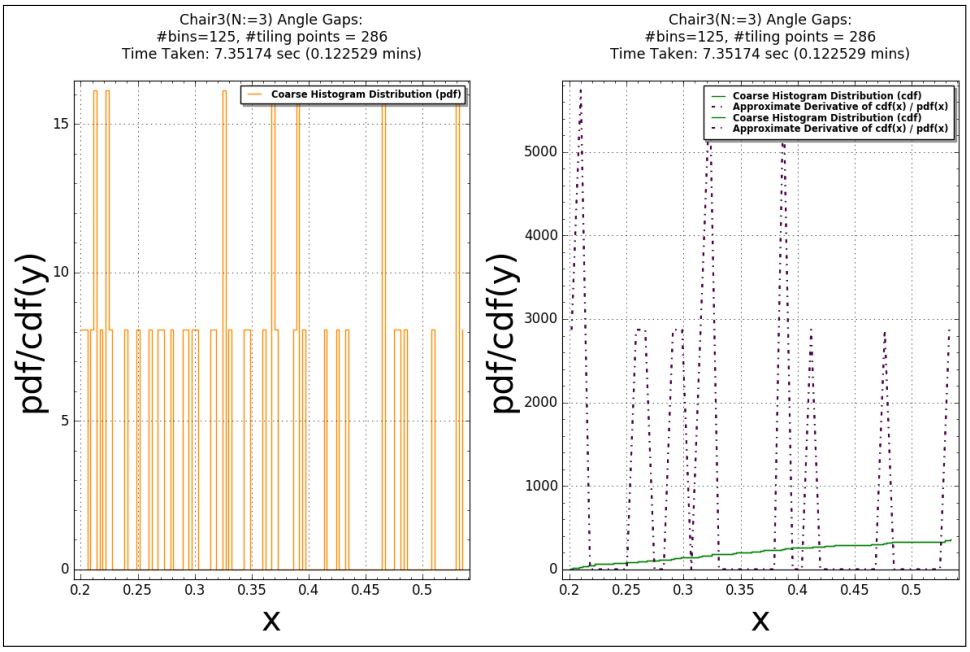
Chair3(N:=3) Angle Gaps:
#bins=125, #tiling points = 286
Time Taken: 7.35174 sec (0.122529 mins)
Coarse Histogram Distribution (pdf)
pdf/cdf(y)
x
Chair3(N:=3) Angle Gaps:
#bins=125, #tiling points = 286
Time Taken: 7.35174 sec (0.122529 mins)
Coarse Histogram Distribution (cdf)
Approximate Derivative of cdf(x) / pdf(x)
Coarse Histogram Distribution (cdf)
Approximate Derivative of cdf(x) / pdf(x)
pdf/cdf(y)
x

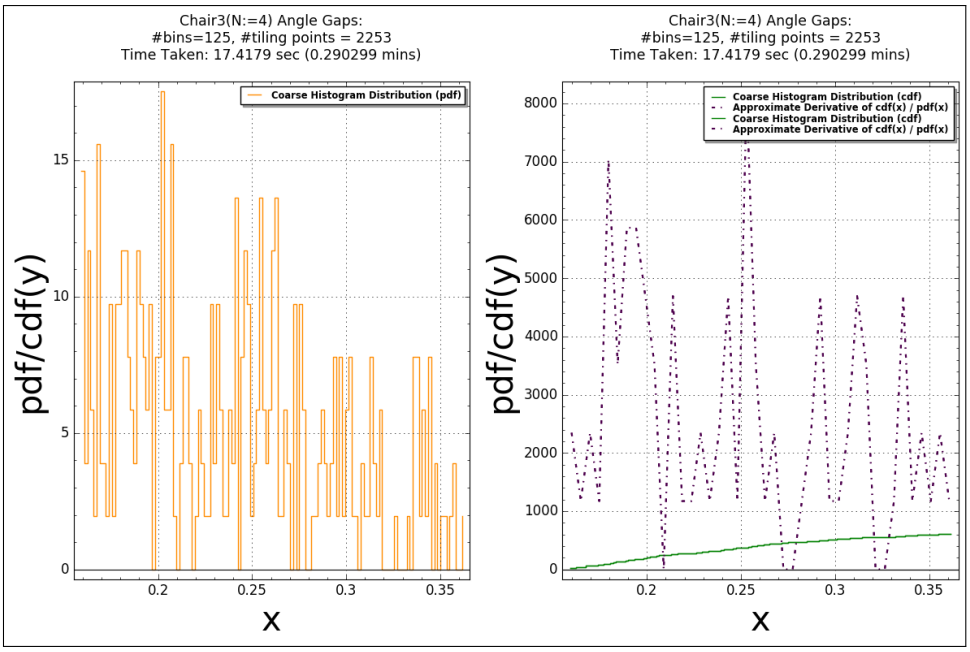
Chair3(N:=4) Angle Gaps:
#bins=125, #tiling points = 2253
Time Taken: 17.4179 sec (0.290299 mins)
Coarse Histogram Distribution (pdf)
pdf/cdf(y)
x
Chair3(N:=4) Angle Gaps:
#bins=125, #tiling points = 2253
Time Taken: 17.4179 sec (0.290299 mins)
Coarse Histogram Distribution (cdf)
Approximate Derivative of cdf(x) / pdf(x)
Coarse Histogram Distribution (cdf)
Approximate Derivative of cdf(x) / pdf(x)
pdf/cdf(y)
x

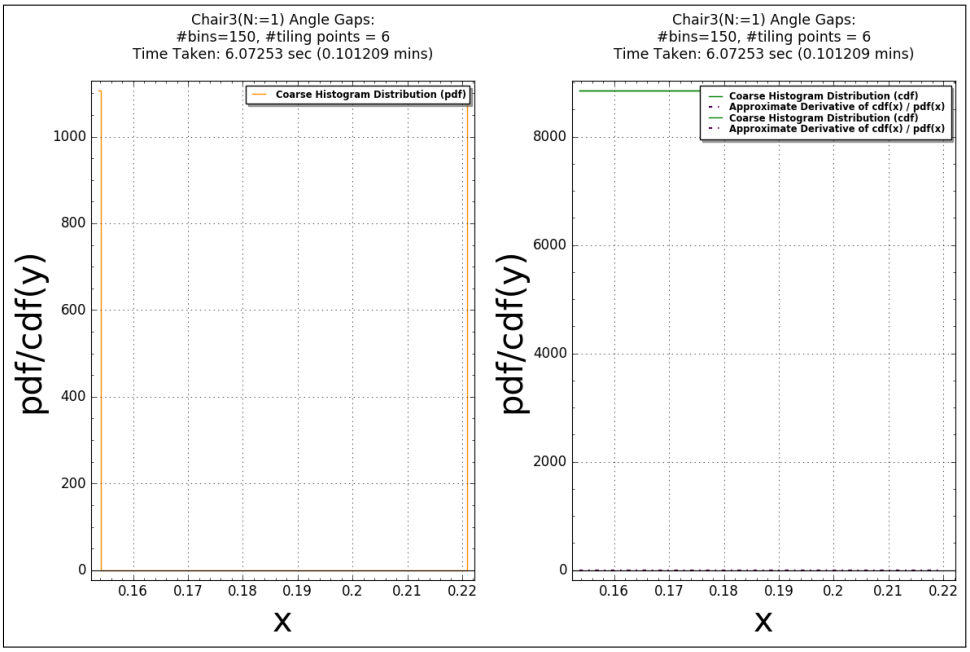
Chair3(N:=1) Angle Gaps:
#bins=150, #tiling points = 6
Time Taken: 6.07253 sec (0.101209 mins)
Coarse Histogram Distribution (pdf)
pdf/cdf(y)
x
Chair3(N:=1) Angle Gaps:
#bins=150, #tiling points = 6
Time Taken: 6.07253 sec (0.101209 mins)
Coarse Histogram Distribution (cdf)
Approximate Derivative of cdf(x) / pdf(x)
Coarse Histogram Distribution (cdf)
Approximate Derivative of cdf(x) / pdf(x)
pdf/cdf(y)
x

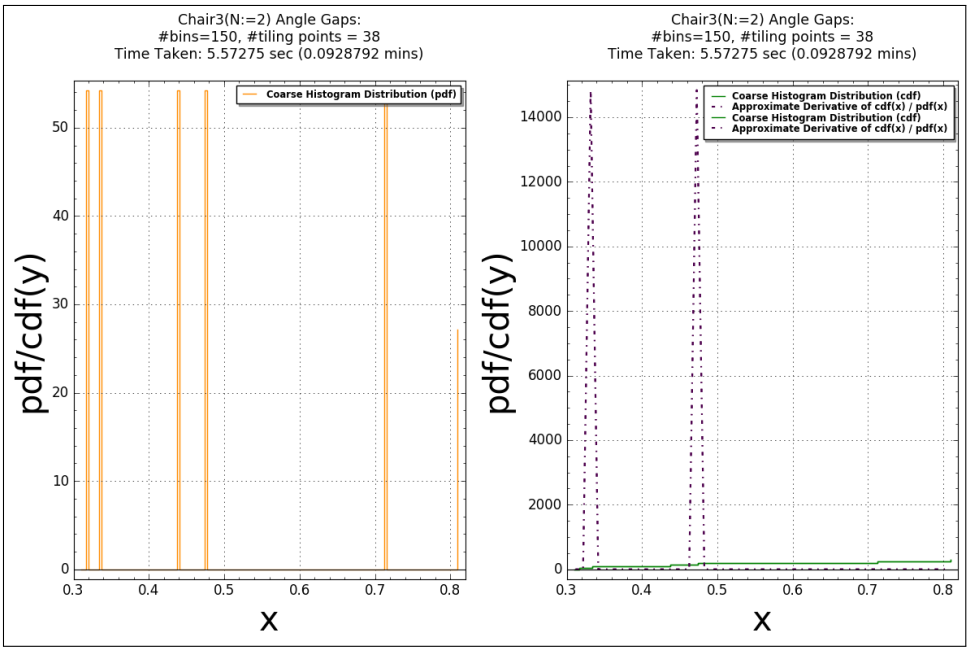
Chair3(N:=2) Angle Gaps:
#bins=150, #tiling points = 38
Time Taken: 5.57275 sec (0.0928792 mins)
Coarse Histogram Distribution (pdf)
pdf/cdf(y)
x
Chair3(N:=2) Angle Gaps:
#bins=150, #tiling points = 38
Time Taken: 5.57275 sec (0.0928792 mins)
Coarse Histogram Distribution (cdf)
Approximate Derivative of cdf(x) / pdf(x)
Coarse Histogram Distribution (cdf)
Approximate Derivative of cdf(x) / pdf(x)
pdf/cdf(y)
x

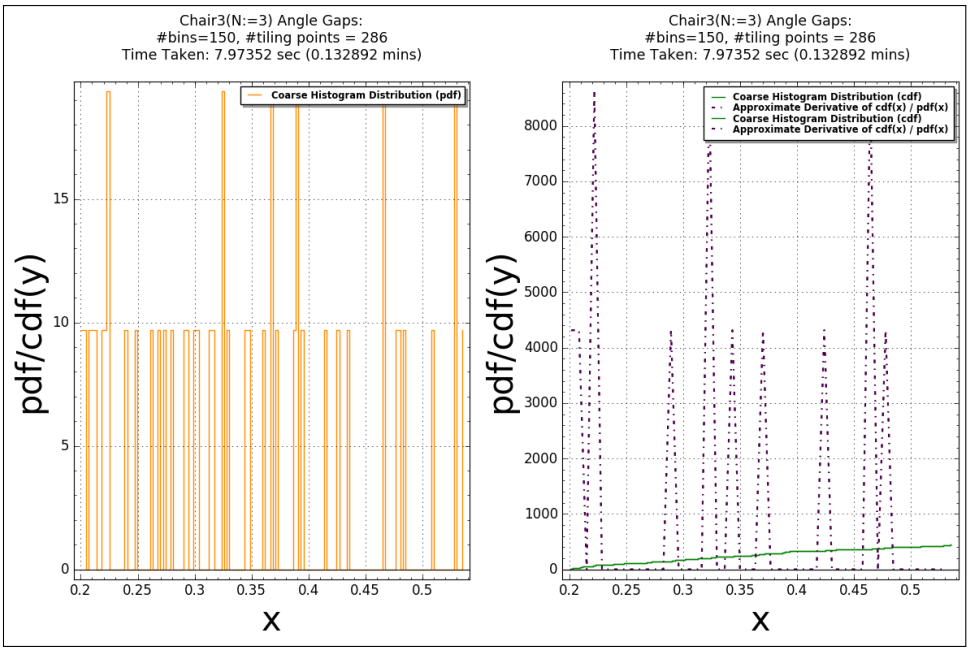
Chair3(N:=3) Angle Gaps:
#bins=150, #tiling points = 286
Time Taken: 7.97352 sec (0.132892 mins)
Coarse Histogram Distribution (pdf)
pdf/cdf(y)
x
Chair3(N:=3) Angle Gaps:
#bins=150, #tiling points = 286
Time Taken: 7.97352 sec (0.132892 mins)
Coarse Histogram Distribution (cdf)
Approximate Derivative of cdf(x) / pdf(x)
Coarse Histogram Distribution (cdf)
Approximate Derivative of cdf(x) / pdf(x)
pdf/cdf(y)
x

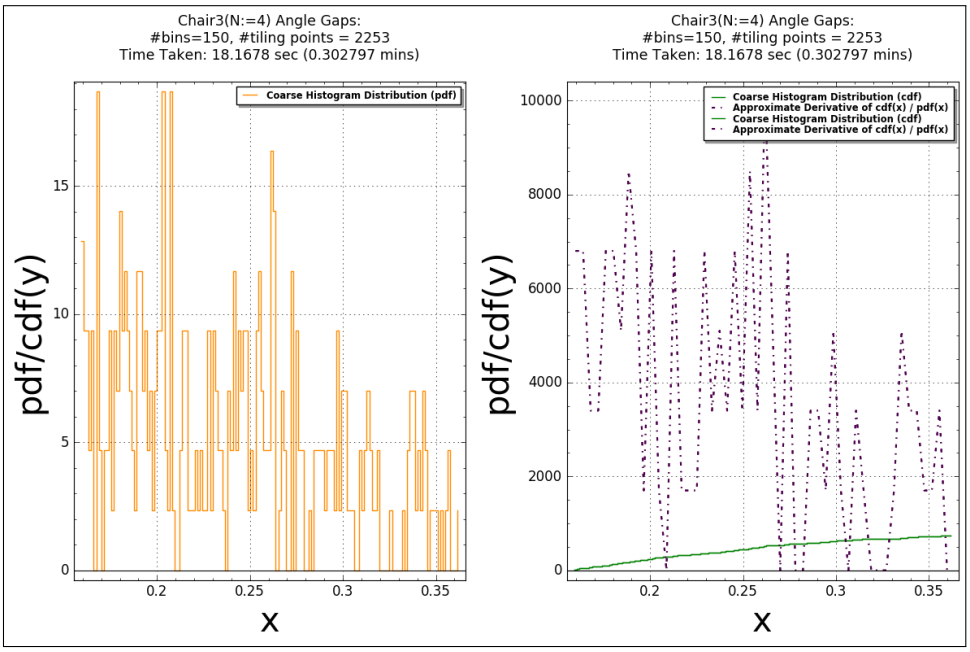
Chair3(N:=4) Angle Gaps:
#bins=150, #tiling points = 2253
Time Taken: 18.1678 sec (0.302797 mins)
Coarse Histogram Distribution (pdf)
pdf/cdf(y)
x
Chair3(N:=4) Angle Gaps:
#bins=150, #tiling points = 2253
Time Taken: 18.1678 sec (0.302797 mins)
Coarse Histogram Distribution (cdf)
Approximate Derivative of cdf(x) / pdf(x)
Coarse Histogram Distribution (cdf)
Approximate Derivative of cdf(x) / pdf(x)
pdf/cdf(y)
x

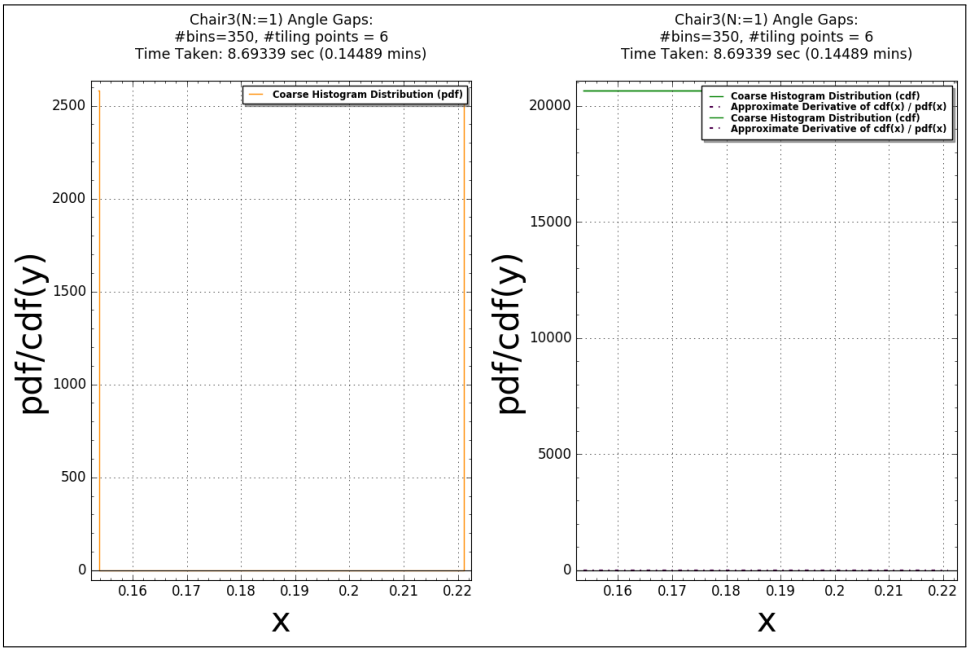
Chair3(N:=1) Angle Gaps:
#bins=350, #tiling points = 6
Time Taken: 8.69339 sec (0.14489 mins)
Coarse Histogram Distribution (pdf)
pdf/cdf(y)
x
Chair3(N:=1) Angle Gaps:
#bins=350, #tiling points = 6
Time Taken: 8.69339 sec (0.14489 mins)
Coarse Histogram Distribution (cdf)
Approximate Derivative of cdf(x) / pdf(x)
Coarse Histogram Distribution (cdf)
Approximate Derivative of cdf(x) / pdf(x)
pdf/cdf(y)
x

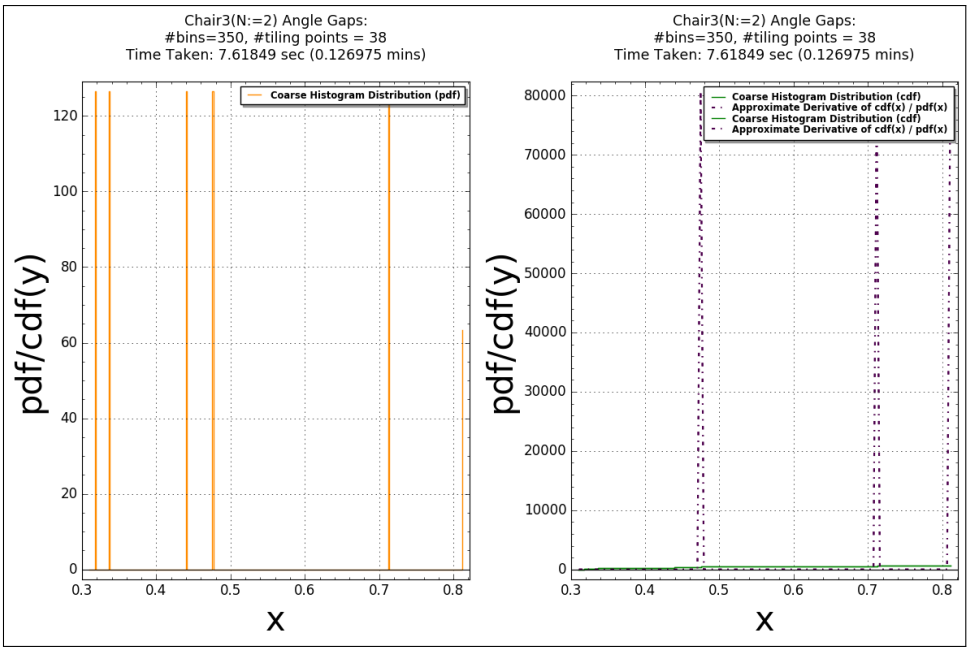
Chair3(N:=2) Angle Gaps:
#bins=350, #tiling points = 38
Time Taken: 7.61849 sec (0.126975 mins)
Coarse Histogram Distribution (pdf)
pdf/cdf(y)
x
Chair3(N:=2) Angle Gaps:
#bins=350, #tiling points = 38
Time Taken: 7.61849 sec (0.126975 mins)
Coarse Histogram Distribution (cdf)
Approximate Derivative of cdf(x) / pdf(x)
Coarse Histogram Distribution (cdf)
Approximate Derivative of cdf(x) / pdf(x)
pdf/cdf(y)
x

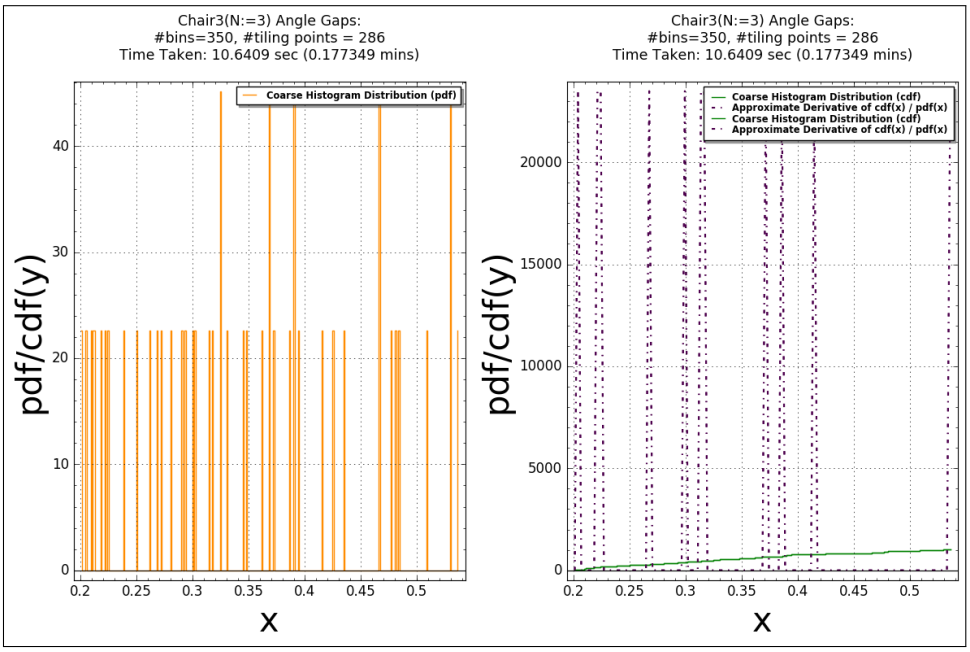
Chair3(N:=3) Angle Gaps:
#bins=350, #tiling points = 286
Time Taken: 10.6409 sec (0.177349 mins)
Coarse Histogram Distribution (pdf)
pdf/cdf(y)
x
Chair3(N:=3) Angle Gaps:
#bins=350, #tiling points = 286
Time Taken: 10.6409 sec (0.177349 mins)
Coarse Histogram Distribution (cdf)
Approximate Derivative of cdf(x) / pdf(x)
Coarse Histogram Distribution (cdf)
Approximate Derivative of cdf(x) / pdf(x)
pdf/cdf(y)
x

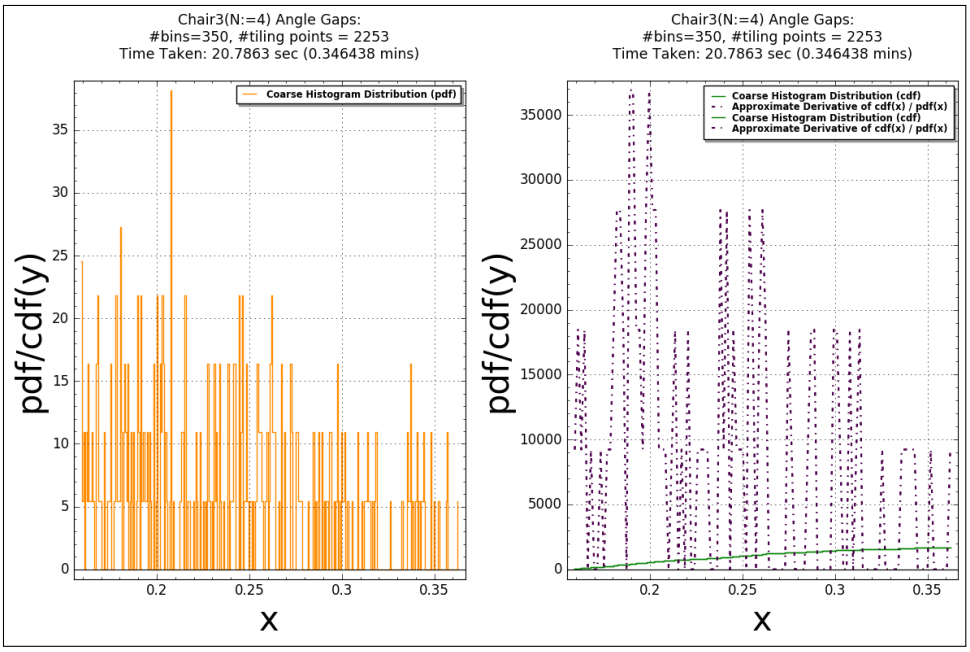
Chair3(N:=4) Angle Gaps:
#bins=350, #tiling points = 2253
Time Taken: 20.7863 sec (0.346438 mins)
Coarse Histogram Distribution (pdf)
pdf/cdf(y)
x
Chair3(N:=4) Angle Gaps:
#bins=350, #tiling points = 2253
Time Taken: 20.7863 sec (0.346438 mins)
Coarse Histogram Distribution (cdf)
Approximate Derivative of cdf(x) / pdf(x)
Coarse Histogram Distribution (cdf)
Approximate Derivative of cdf(x) / pdf(x)
pdf/cdf(y)
x