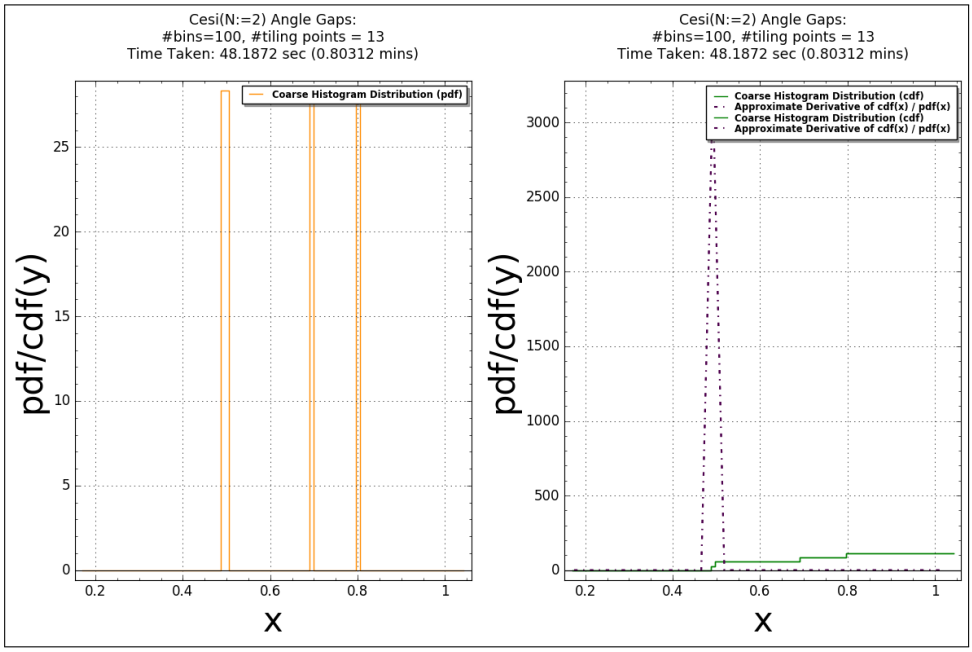
Cesi(N:=2) Angle Gaps:
#bins=100, #tiling points = 13
Time Taken: 48.1872 sec (0.80312 mins)
Coarse Histogram Distribution (pdf)
pdf/cdf(y)
x
Cesi(N:=2) Angle Gaps:
#bins=100, #tiling points = 13
Time Taken: 48.1872 sec (0.80312 mins)
Coarse Histogram Distribution (cdf)
Approximate Derivative of cdf(x) / pdf(x)
Coarse Histogram Distribution (cdf)
Approximate Derivative of cdf(x) / pdf(x)
pdf/cdf(y)
x

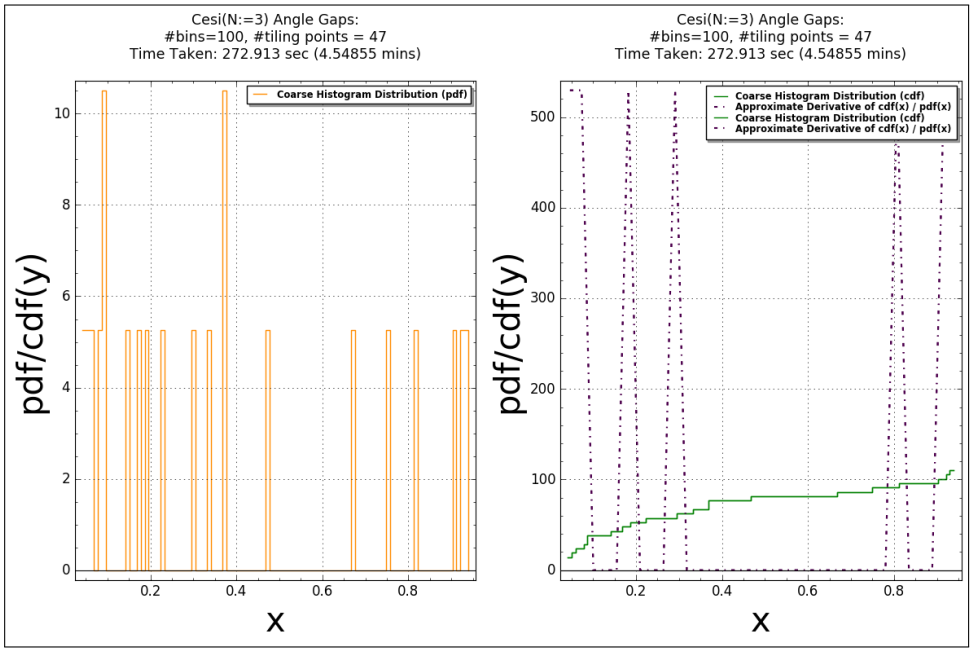
Cesi(N:=3) Angle Gaps:
#bins=100, #tiling points = 47
Time Taken: 272.913 sec (4.54855 mins)
Coarse Histogram Distribution (pdf)
pdf/cdf(y)
x
Cesi(N:=3) Angle Gaps:
#bins=100, #tiling points = 47
Time Taken: 272.913 sec (4.54855 mins)
Coarse Histogram Distribution (cdf)
Approximate Derivative of cdf(x) / pdf(x)
Coarse Histogram Distribution (cdf)
Approximate Derivative of cdf(x) / pdf(x)
pdf/cdf(y)
x

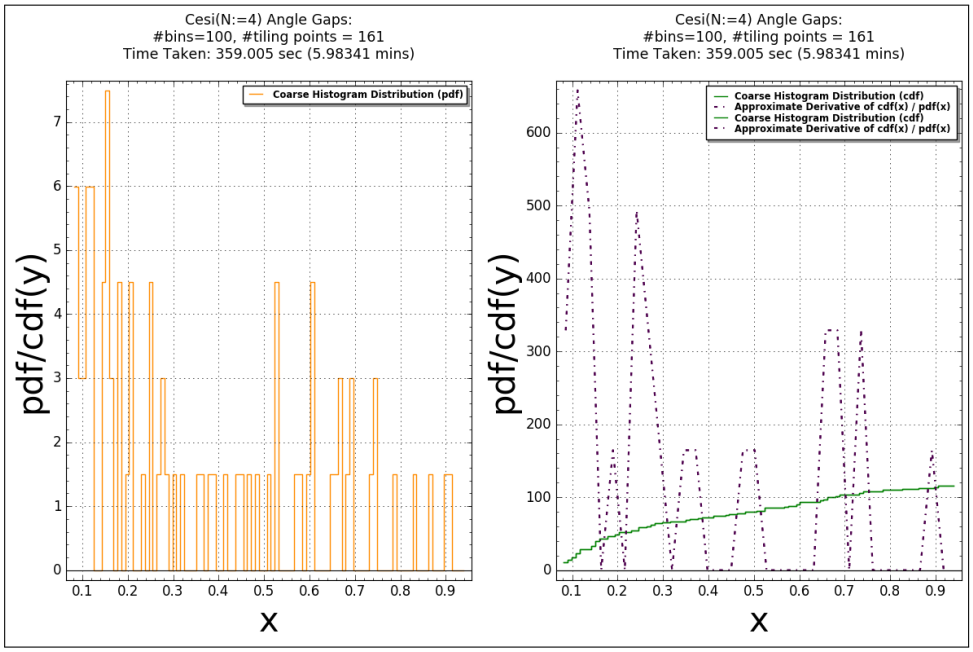
Cesi(N:=4) Angle Gaps:
#bins=100, #tiling points = 161
Time Taken: 359.005 sec (5.98341 mins)
Coarse Histogram Distribution (pdf)
pdf/cdf(y)
x
Cesi(N:=4) Angle Gaps:
#bins=100, #tiling points = 161
Time Taken: 359.005 sec (5.98341 mins)
Coarse Histogram Distribution (cdf)
Approximate Derivative of cdf(x) / pdf(x)
Coarse Histogram Distribution (cdf)
Approximate Derivative of cdf(x) / pdf(x)
pdf/cdf(y)
x

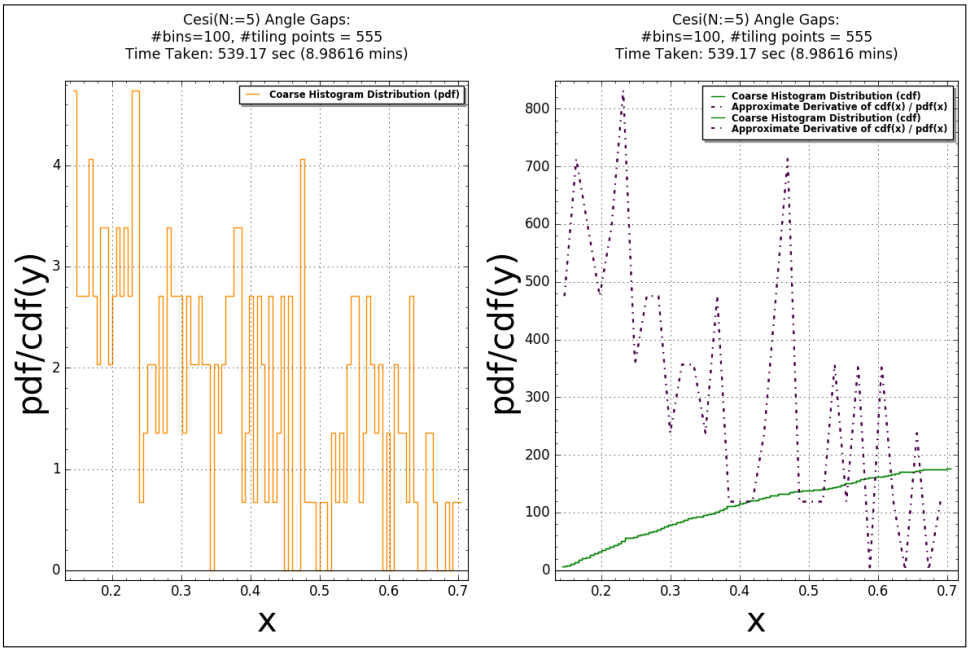
Cesi(N:=5) Angle Gaps:
#bins=100, #tiling points = 555
Time Taken: 539.17 sec (8.98616 mins)
Coarse Histogram Distribution (pdf)
pdf/cdf(y)
x
Cesi(N:=5) Angle Gaps:
#bins=100, #tiling points = 555
Time Taken: 539.17 sec (8.98616 mins)
Coarse Histogram Distribution (cdf)
Approximate Derivative of cdf(x) / pdf(x)
Coarse Histogram Distribution (cdf)
Approximate Derivative of cdf(x) / pdf(x)
pdf/cdf(y)
x

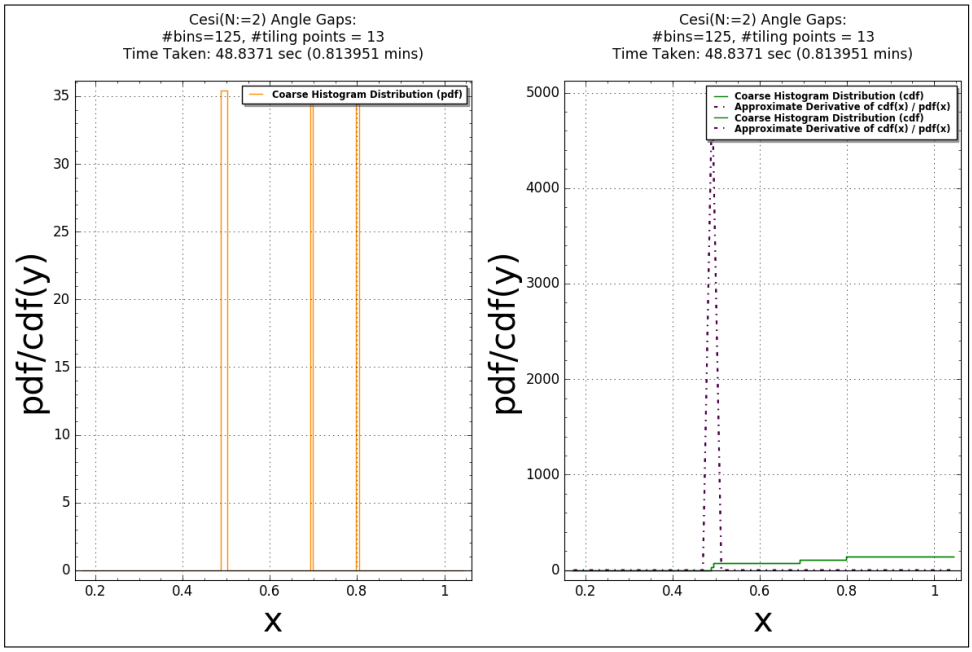
Cesi(N:=2) Angle Gaps:
#bins=125, #tiling points = 13
Time Taken: 48.8371 sec (0.813951 mins)
Coarse Histogram Distribution (pdf)
pdf/cdf(y)
x
Cesi(N:=2) Angle Gaps:
#bins=125, #tiling points = 13
Time Taken: 48.8371 sec (0.813951 mins)
Coarse Histogram Distribution (cdf)
Approximate Derivative of cdf(x) / pdf(x)
Coarse Histogram Distribution (cdf)
Approximate Derivative of cdf(x) / pdf(x)
pdf/cdf(y)
x

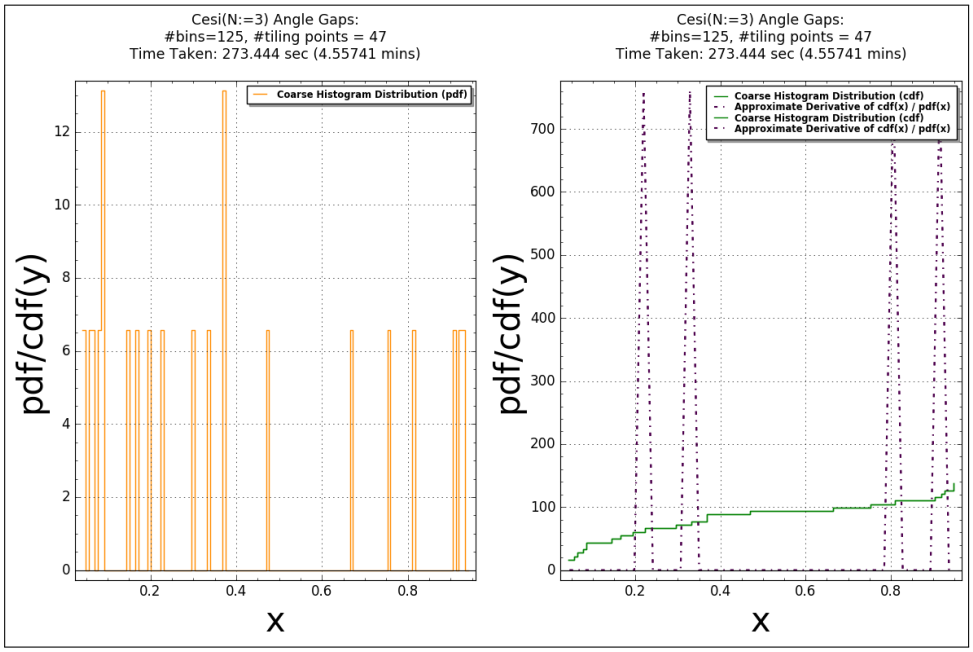
Cesi(N:=3) Angle Gaps:
#bins=125, #tiling points = 47
Time Taken: 273.444 sec (4.55741 mins)
Coarse Histogram Distribution (pdf)
pdf/cdf(y)
x
Cesi(N:=3) Angle Gaps:
#bins=125, #tiling points = 47
Time Taken: 273.444 sec (4.55741 mins)
Coarse Histogram Distribution (cdf)
Approximate Derivative of cdf(x) / pdf(x)
Coarse Histogram Distribution (cdf)
Approximate Derivative of cdf(x) / pdf(x)
pdf/cdf(y)
x

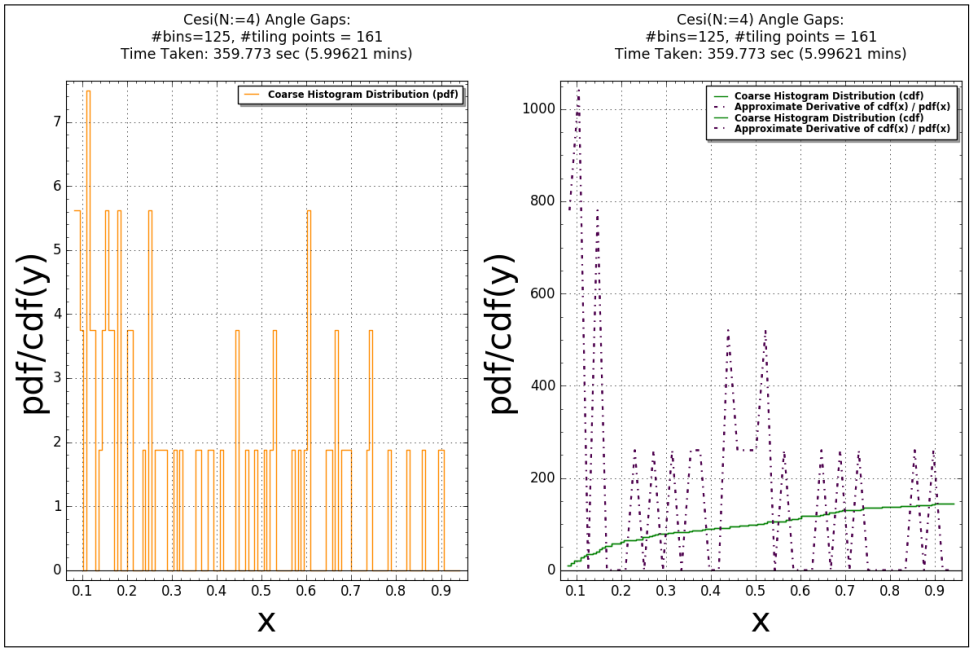
Cesi(N:=4) Angle Gaps:
#bins=125, #tiling points = 161
Time Taken: 359.773 sec (5.99621 mins)
Coarse Histogram Distribution (pdf)
pdf/cdf(y)
x
Cesi(N:=4) Angle Gaps:
#bins=125, #tiling points = 161
Time Taken: 359.773 sec (5.99621 mins)
Coarse Histogram Distribution (cdf)
Approximate Derivative of cdf(x) / pdf(x)
Coarse Histogram Distribution (cdf)
Approximate Derivative of cdf(x) / pdf(x)
pdf/cdf(y)
x

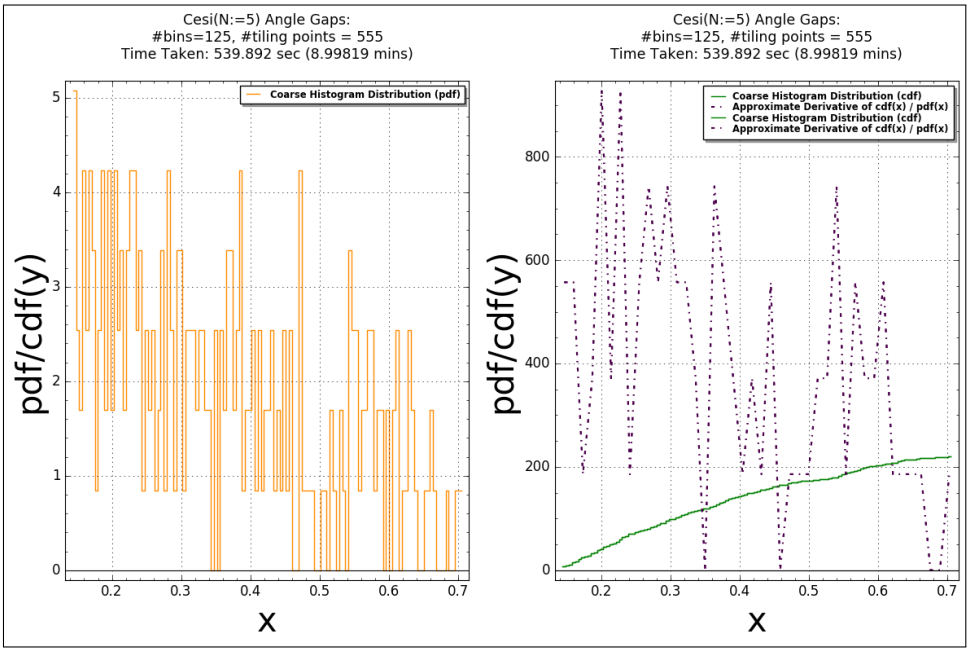
Cesi(N:=5) Angle Gaps:
#bins=125, #tiling points = 555
Time Taken: 539.892 sec (8.99819 mins)
Coarse Histogram Distribution (pdf)
pdf/cdf(y)
x
Cesi(N:=5) Angle Gaps:
#bins=125, #tiling points = 555
Time Taken: 539.892 sec (8.99819 mins)
Coarse Histogram Distribution (cdf)
Approximate Derivative of cdf(x) / pdf(x)
Coarse Histogram Distribution (cdf)
Approximate Derivative of cdf(x) / pdf(x)
pdf/cdf(y)
x

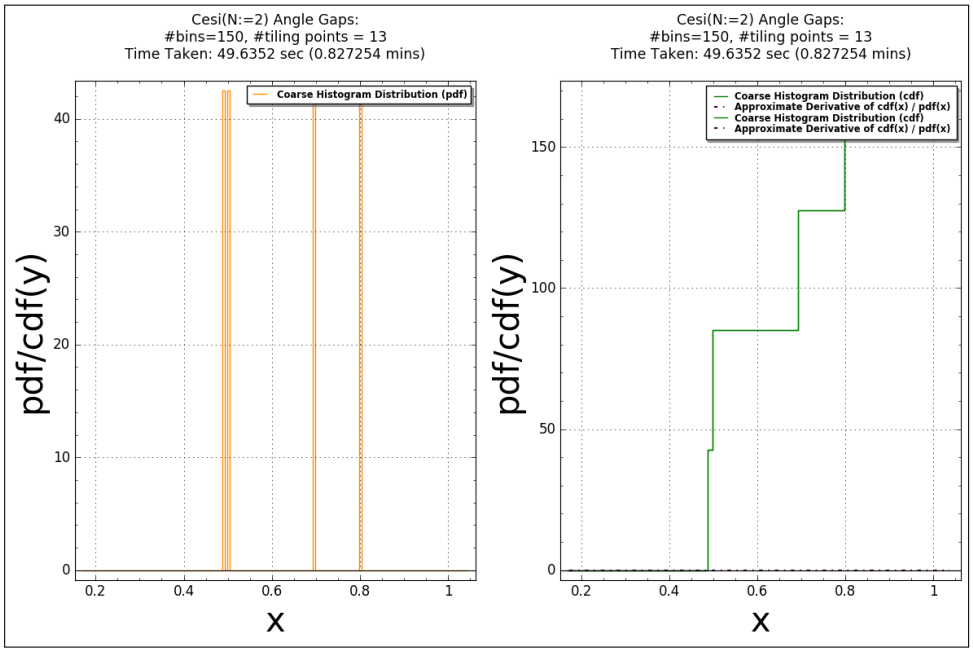
Cesi(N:=2) Angle Gaps:
#bins=150, #tiling points = 13
Time Taken: 49.6352 sec (0.827254 mins)
Coarse Histogram Distribution (pdf)
pdf/cdf(y)
x
Cesi(N:=2) Angle Gaps:
#bins=150, #tiling points = 13
Time Taken: 49.6352 sec (0.827254 mins)
Coarse Histogram Distribution (cdf)
Approximate Derivative of cdf(x) / pdf(x)
Coarse Histogram Distribution (cdf)
Approximate Derivative of cdf(x) / pdf(x)
pdf/cdf(y)
x

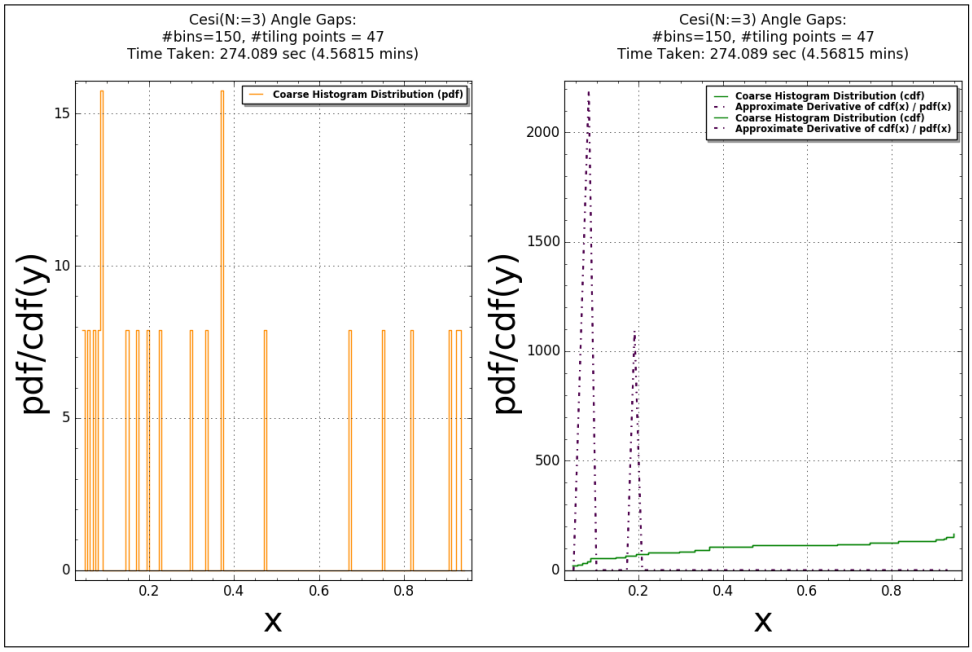
Cesi(N:=3) Angle Gaps:
#bins=150, #tiling points = 47
Time Taken: 274.089 sec (4.56815 mins)
Coarse Histogram Distribution (pdf)
pdf/cdf(y)
x
Cesi(N:=3) Angle Gaps:
#bins=150, #tiling points = 47
Time Taken: 274.089 sec (4.56815 mins)
Coarse Histogram Distribution (cdf)
Approximate Derivative of cdf(x) / pdf(x)
Coarse Histogram Distribution (cdf)
Approximate Derivative of cdf(x) / pdf(x)
pdf/cdf(y)
x

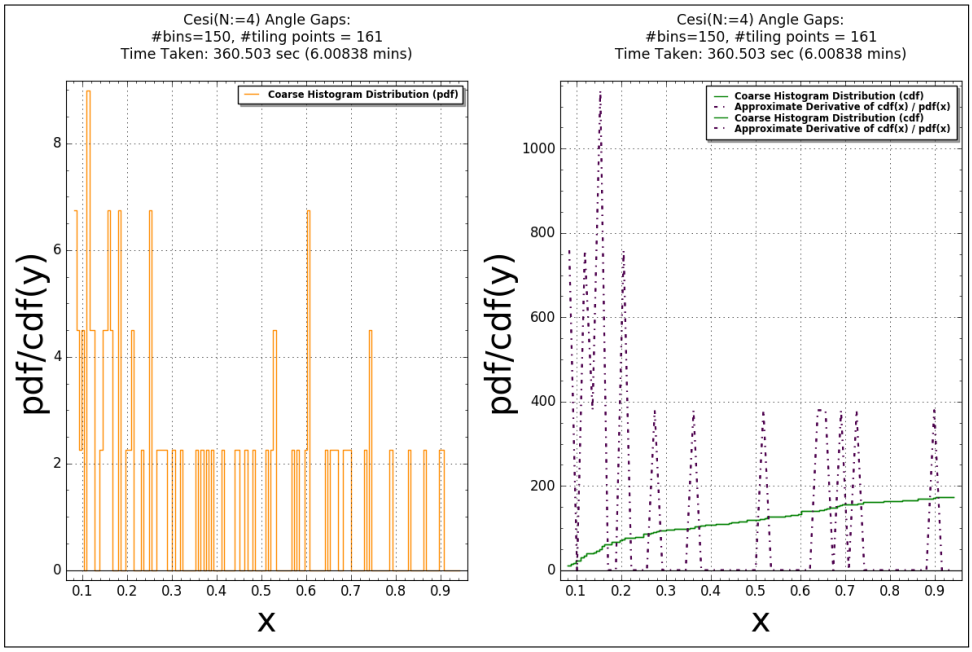
Cesi(N:=4) Angle Gaps:
#bins=150, #tiling points = 161
Time Taken: 360.503 sec (6.00838 mins)
Coarse Histogram Distribution (pdf)
pdf/cdf(y)
x
Cesi(N:=4) Angle Gaps:
#bins=150, #tiling points = 161
Time Taken: 360.503 sec (6.00838 mins)
Coarse Histogram Distribution (cdf)
Approximate Derivative of cdf(x) / pdf(x)
Coarse Histogram Distribution (cdf)
Approximate Derivative of cdf(x) / pdf(x)
pdf/cdf(y)
x

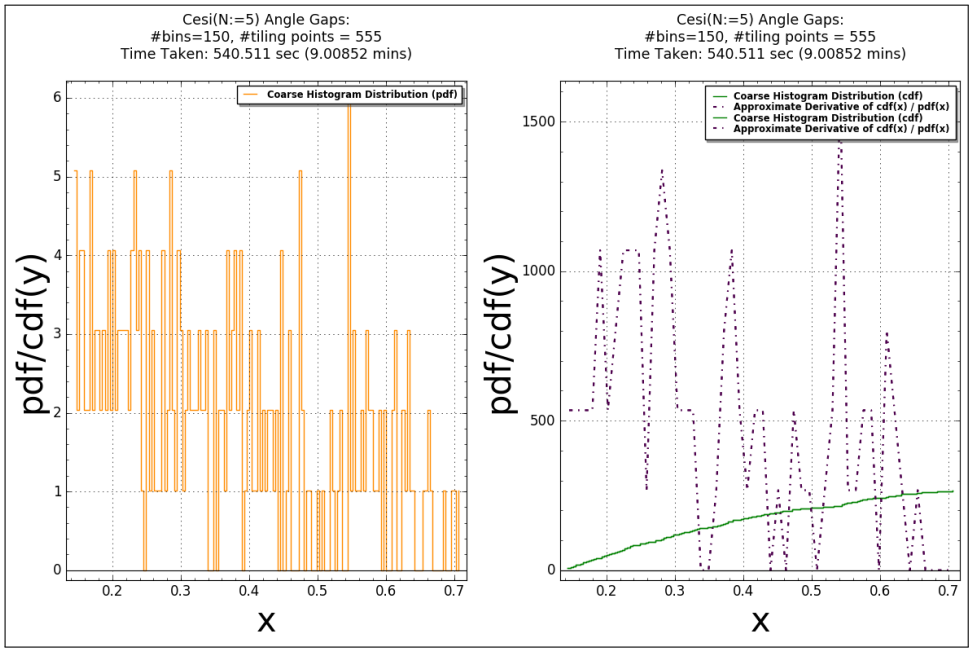
Cesi(N:=5) Angle Gaps:
#bins=150, #tiling points = 555
Time Taken: 540.511 sec (9.00852 mins)
Coarse Histogram Distribution (pdf)
pdf/cdf(y)
x
Cesi(N:=5) Angle Gaps:
#bins=150, #tiling points = 555
Time Taken: 540.511 sec (9.00852 mins)
Coarse Histogram Distribution (cdf)
Approximate Derivative of cdf(x) / pdf(x)
Coarse Histogram Distribution (cdf)
Approximate Derivative of cdf(x) / pdf(x)
pdf/cdf(y)
x

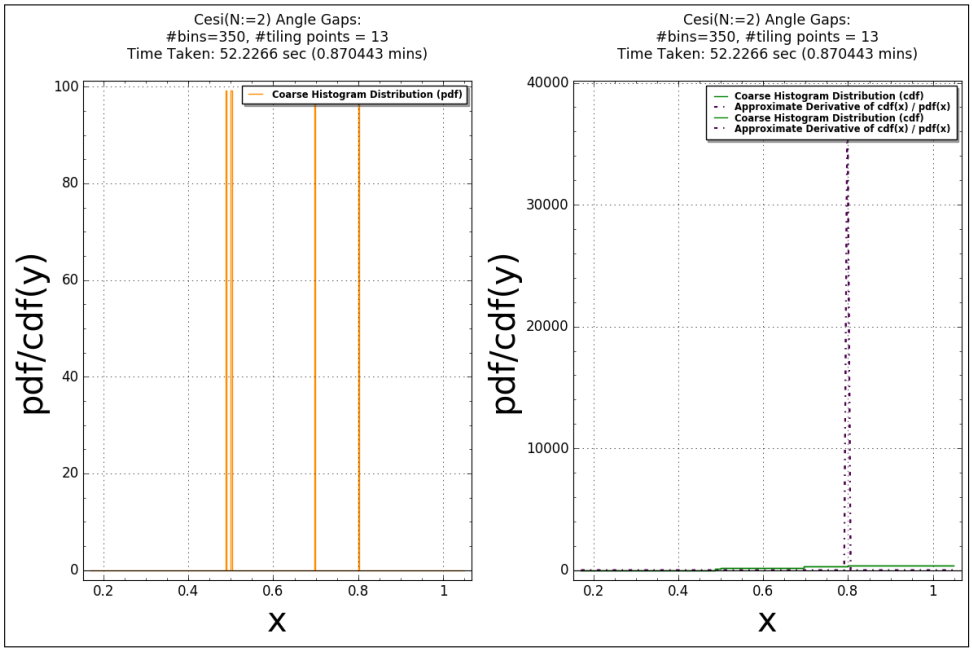
Cesi(N:=2) Angle Gaps:
#bins=350, #tiling points = 13
Time Taken: 52.2266 sec (0.870443 mins)
Coarse Histogram Distribution (pdf)
pdf/cdf(y)
x
Cesi(N:=2) Angle Gaps:
#bins=350, #tiling points = 13
Time Taken: 52.2266 sec (0.870443 mins)
Coarse Histogram Distribution (cdf)
Approximate Derivative of cdf(x) / pdf(x)
Coarse Histogram Distribution (cdf)
Approximate Derivative of cdf(x) / pdf(x)
pdf/cdf(y)
x

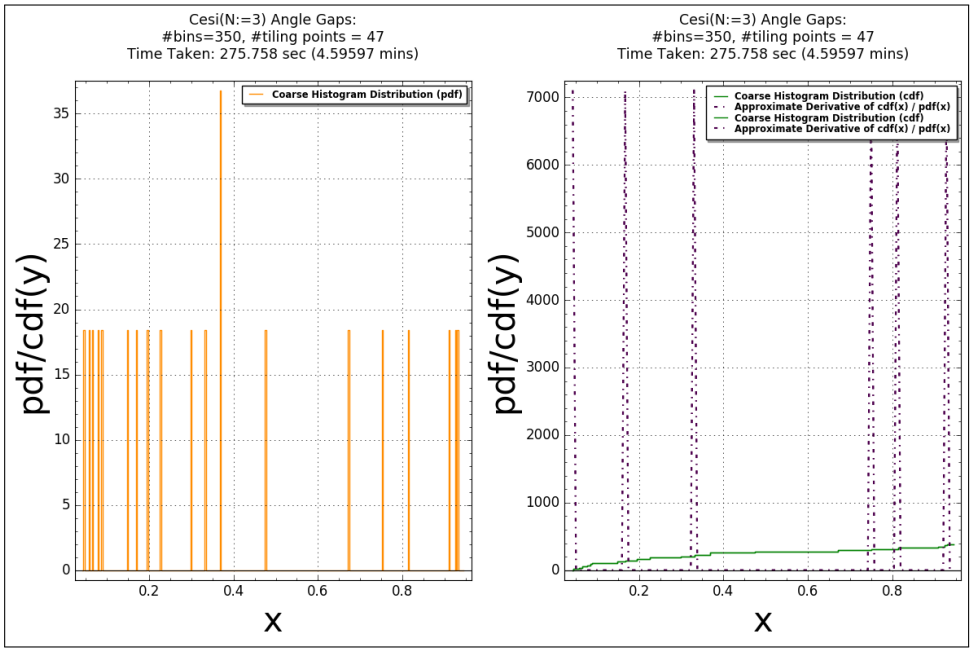
Cesi(N:=3) Angle Gaps:
#bins=350, #tiling points = 47
Time Taken: 275.758 sec (4.59597 mins)
Coarse Histogram Distribution (pdf)
pdf/cdf(y)
x
Cesi(N:=3) Angle Gaps:
#bins=350, #tiling points = 47
Time Taken: 275.758 sec (4.59597 mins)
Coarse Histogram Distribution (cdf)
Approximate Derivative of cdf(x) / pdf(x)
Coarse Histogram Distribution (cdf)
Approximate Derivative of cdf(x) / pdf(x)
pdf/cdf(y)
x

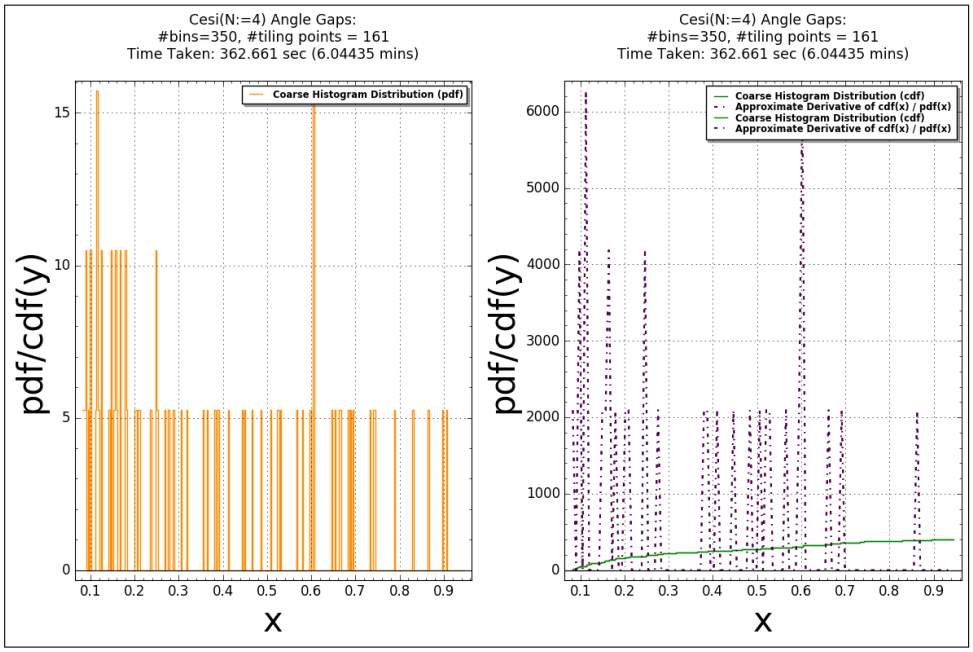
Cesi(N:=4) Angle Gaps:
#bins=350, #tiling points = 161
Time Taken: 362.661 sec (6.04435 mins)
Coarse Histogram Distribution (pdf)
pdf/cdf(y)
x
Cesi(N:=4) Angle Gaps:
#bins=350, #tiling points = 161
Time Taken: 362.661 sec (6.04435 mins)
Coarse Histogram Distribution (cdf)
Approximate Derivative of cdf(x) / pdf(x)
Coarse Histogram Distribution (cdf)
Approximate Derivative of cdf(x) / pdf(x)
pdf/cdf(y)
x

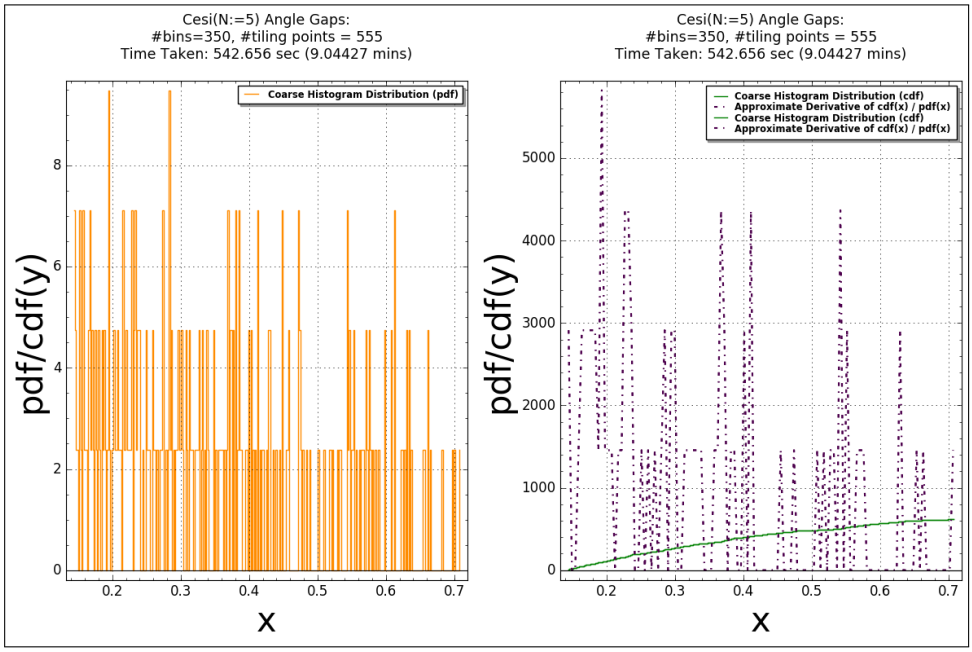
Cesi(N:=5) Angle Gaps:
#bins=350, #tiling points = 555
Time Taken: 542.656 sec (9.04427 mins)
Coarse Histogram Distribution (pdf)
pdf/cdf(y)
x
Cesi(N:=5) Angle Gaps:
#bins=350, #tiling points = 555
Time Taken: 542.656 sec (9.04427 mins)
Coarse Histogram Distribution (cdf)
Approximate Derivative of cdf(x) / pdf(x)
Coarse Histogram Distribution (cdf)
Approximate Derivative of cdf(x) / pdf(x)
pdf/cdf(y)
x