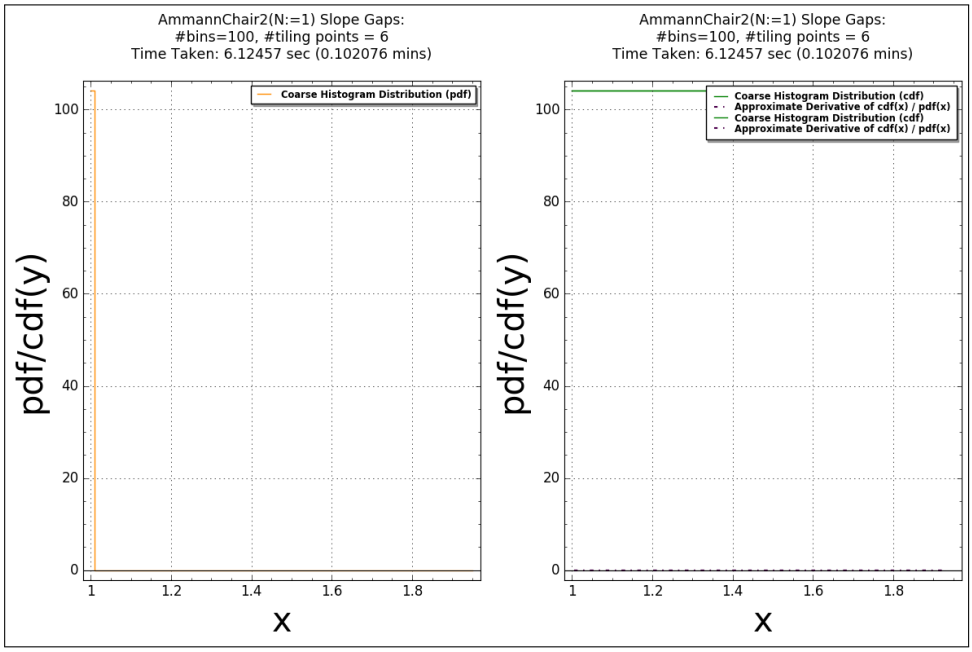
AmmannChair2(N:=1) Slope Gaps:
#bins=100, #tiling points = 6
Time Taken: 6.12457 sec (0.102076 mins)
Coarse Histogram Distribution (pdf)
pdf/cdf(y)
x
AmmannChair2(N:=1) Slope Gaps:
#bins=100, #tiling points = 6
Time Taken: 6.12457 sec (0.102076 mins)
Coarse Histogram Distribution (cdf)
Approximate Derivative of cdf(x) / pdf(x)
Coarse Histogram Distribution (cdf)
Approximate Derivative of cdf(x) / pdf(x)
pdf/cdf(y)
x

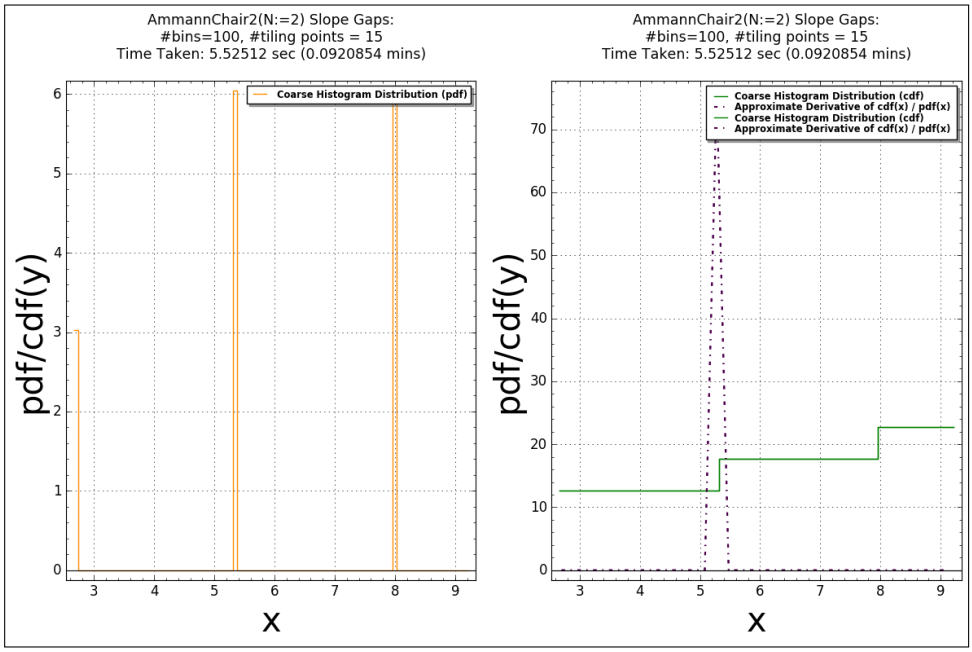
AmmannChair2(N:=2) Slope Gaps:
#bins=100, #tiling points = 15
Time Taken: 5.52512 sec (0.0920854 mins)
Coarse Histogram Distribution (pdf)
pdf/cdf(y)
x
AmmannChair2(N:=2) Slope Gaps:
#bins=100, #tiling points = 15
Time Taken: 5.52512 sec (0.0920854 mins)
Coarse Histogram Distribution (cdf)
Approximate Derivative of cdf(x) / pdf(x)
Coarse Histogram Distribution (cdf)
Approximate Derivative of cdf(x) / pdf(x)
pdf/cdf(y)
x

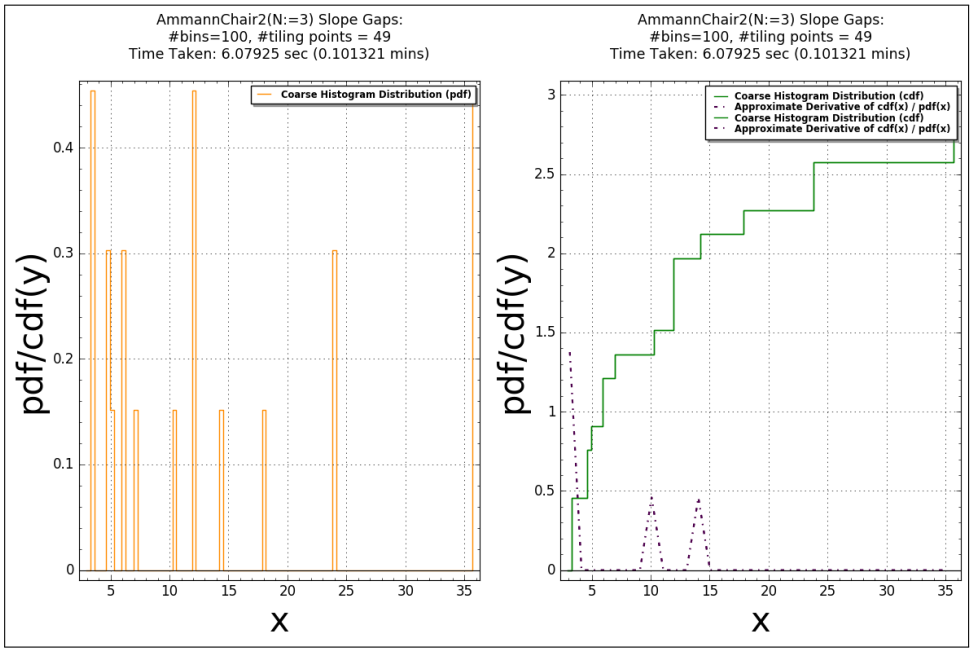
AmmannChair2(N:=3) Slope Gaps:
#bins=100, #tiling points = 49
Time Taken: 6.07925 sec (0.101321 mins)
Coarse Histogram Distribution (pdf)
pdf/cdf(y)
x
AmmannChair2(N:=3) Slope Gaps:
#bins=100, #tiling points = 49
Time Taken: 6.07925 sec (0.101321 mins)
Coarse Histogram Distribution (cdf)
Approximate Derivative of cdf(x) / pdf(x)
Coarse Histogram Distribution (cdf)
Approximate Derivative of cdf(x) / pdf(x)
pdf/cdf(y)
x

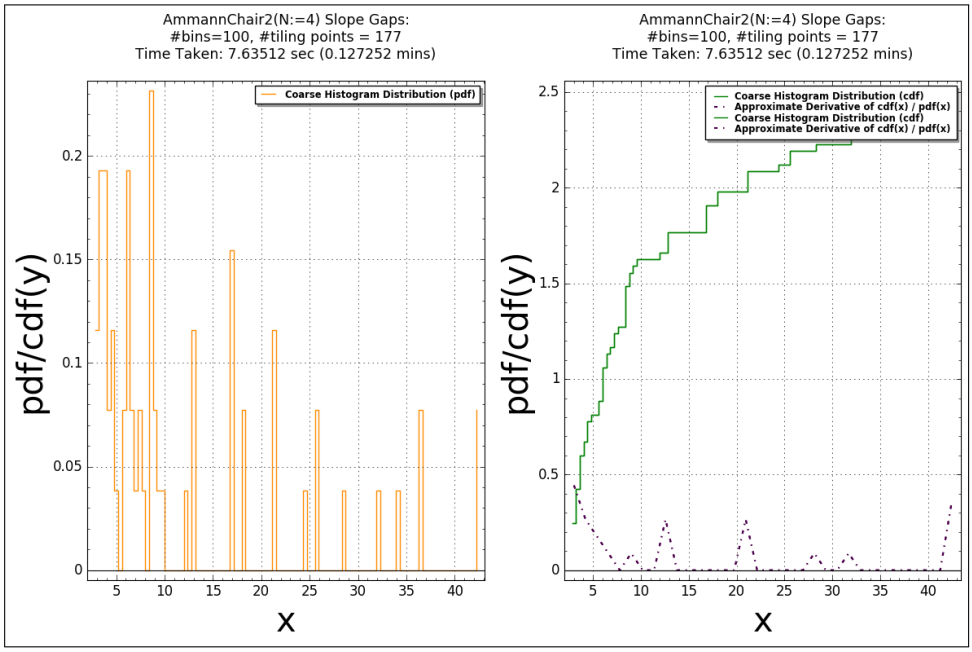
AmmannChair2(N:=4) Slope Gaps:
#bins=100, #tiling points = 177
Time Taken: 7.63512 sec (0.127252 mins)
Coarse Histogram Distribution (pdf)
pdf/cdf(y)
x
AmmannChair2(N:=4) Slope Gaps:
#bins=100, #tiling points = 177
Time Taken: 7.63512 sec (0.127252 mins)
Coarse Histogram Distribution (cdf)
Approximate Derivative of cdf(x) / pdf(x)
Coarse Histogram Distribution (cdf)
Approximate Derivative of cdf(x) / pdf(x)
pdf/cdf(y)
x

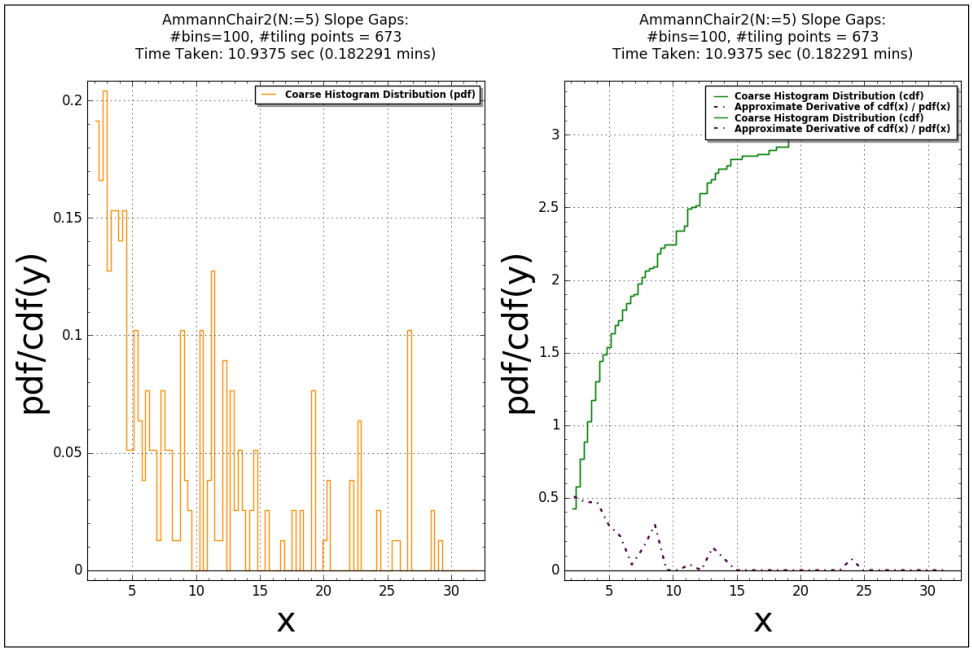
AmmannChair2(N:=5) Slope Gaps:
#bins=100, #tiling points = 673
Time Taken: 10.9375 sec (0.182291 mins)
Coarse Histogram Distribution (pdf)
pdf/cdf(y)
x
AmmannChair2(N:=5) Slope Gaps:
#bins=100, #tiling points = 673
Time Taken: 10.9375 sec (0.182291 mins)
Coarse Histogram Distribution (cdf)
Approximate Derivative of cdf(x) / pdf(x)
Coarse Histogram Distribution (cdf)
Approximate Derivative of cdf(x) / pdf(x)
pdf/cdf(y)
x

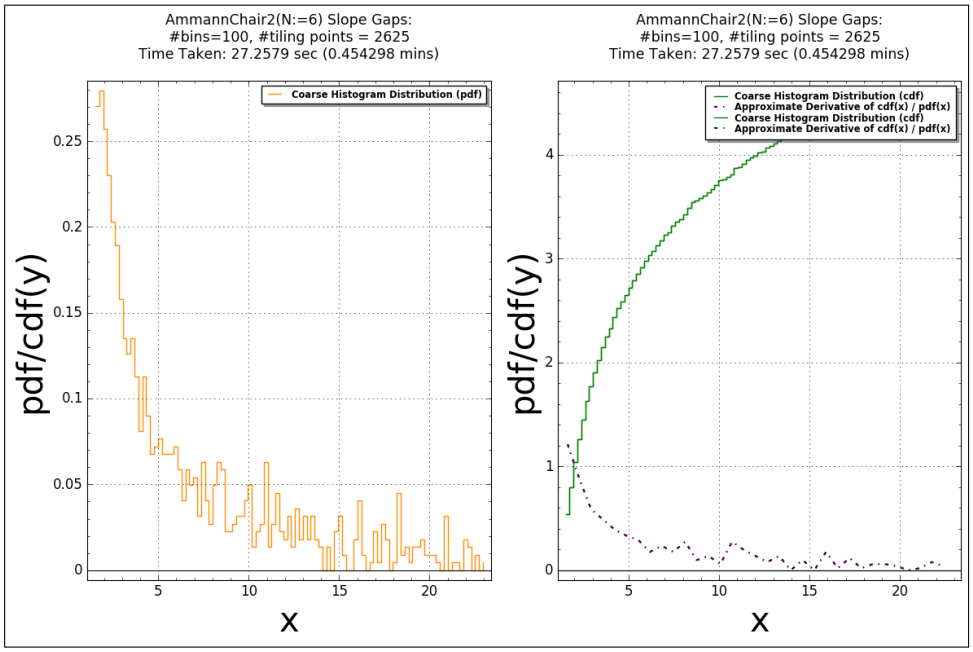
AmmannChair2(N:=6) Slope Gaps:
#bins=100, #tiling points = 2625
Time Taken: 27.2579 sec (0.454298 mins)
Coarse Histogram Distribution (pdf)
pdf/cdf(y)
x
AmmannChair2(N:=6) Slope Gaps:
#bins=100, #tiling points = 2625
Time Taken: 27.2579 sec (0.454298 mins)
Coarse Histogram Distribution (cdf)
Approximate Derivative of cdf(x) / pdf(x)
Coarse Histogram Distribution (cdf)
Approximate Derivative of cdf(x) / pdf(x)
pdf/cdf(y)
x

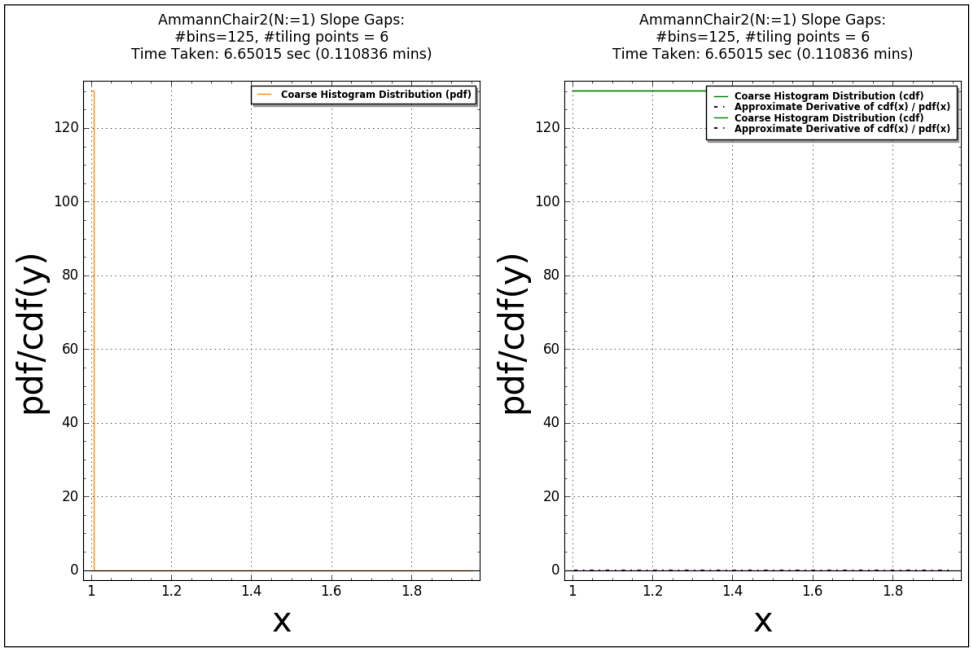
AmmannChair2(N:=1) Slope Gaps:
#bins=125, #tiling points = 6
Time Taken: 6.65015 sec (0.110836 mins)
Coarse Histogram Distribution (pdf)
pdf/cdf(y)
x
AmmannChair2(N:=1) Slope Gaps:
#bins=125, #tiling points = 6
Time Taken: 6.65015 sec (0.110836 mins)
Coarse Histogram Distribution (cdf)
Approximate Derivative of cdf(x) / pdf(x)
Coarse Histogram Distribution (cdf)
Approximate Derivative of cdf(x) / pdf(x)
pdf/cdf(y)
x

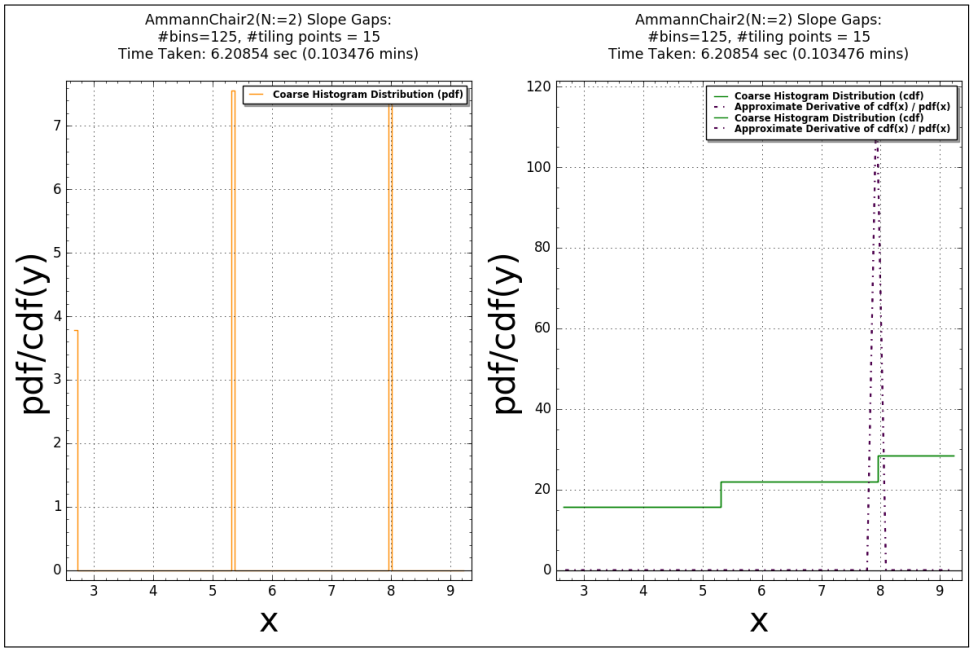
AmmannChair2(N:=2) Slope Gaps:
#bins=125, #tiling points = 15
Time Taken: 6.20854 sec (0.103476 mins)
Coarse Histogram Distribution (pdf)
pdf/cdf(y)
x
AmmannChair2(N:=2) Slope Gaps:
#bins=125, #tiling points = 15
Time Taken: 6.20854 sec (0.103476 mins)
Coarse Histogram Distribution (cdf)
Approximate Derivative of cdf(x) / pdf(x)
Coarse Histogram Distribution (cdf)
Approximate Derivative of cdf(x) / pdf(x)
pdf/cdf(y)
x

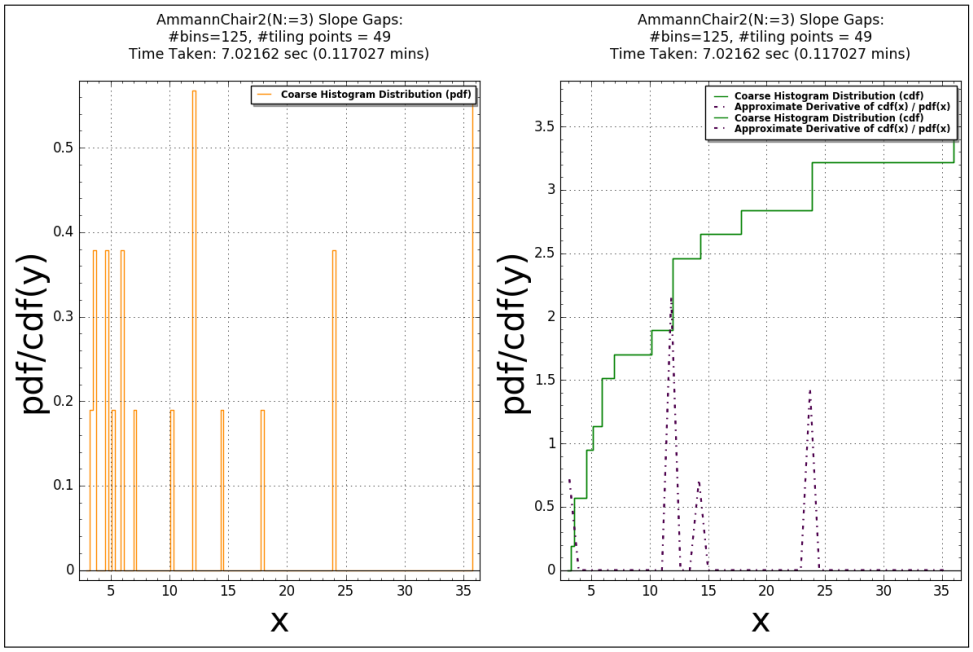
AmmannChair2(N:=3) Slope Gaps:
#bins=125, #tiling points = 49
Time Taken: 7.02162 sec (0.117027 mins)
Coarse Histogram Distribution (pdf)
pdf/cdf(y)
x
AmmannChair2(N:=3) Slope Gaps:
#bins=125, #tiling points = 49
Time Taken: 7.02162 sec (0.117027 mins)
Coarse Histogram Distribution (cdf)
Approximate Derivative of cdf(x) / pdf(x)
Coarse Histogram Distribution (cdf)
Approximate Derivative of cdf(x) / pdf(x)
pdf/cdf(y)
x

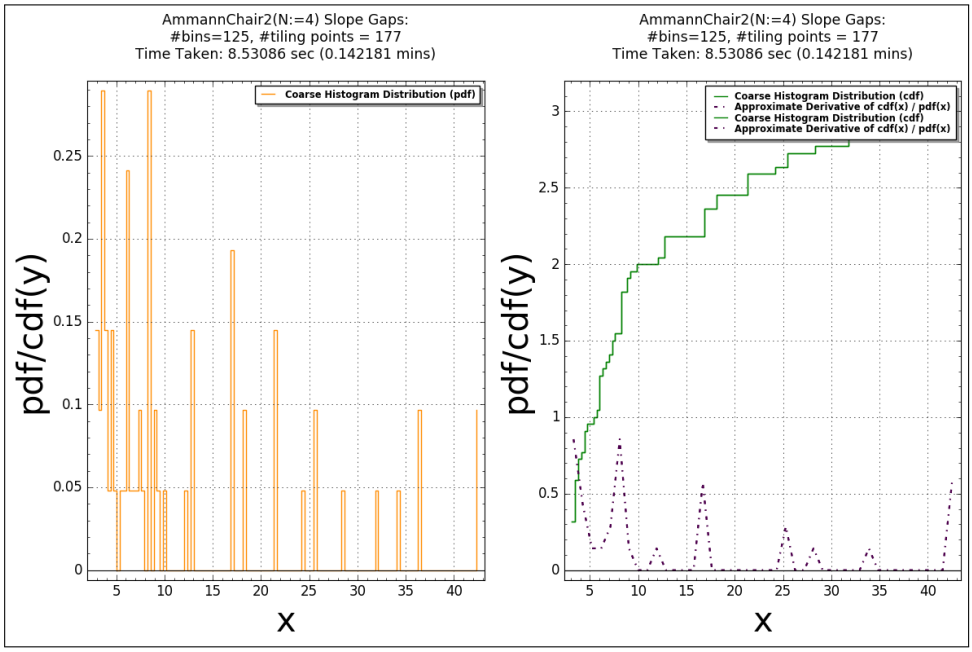
AmmannChair2(N:=4) Slope Gaps:
#bins=125, #tiling points = 177
Time Taken: 8.53086 sec (0.142181 mins)
Coarse Histogram Distribution (pdf)
pdf/cdf(y)
x
AmmannChair2(N:=4) Slope Gaps:
#bins=125, #tiling points = 177
Time Taken: 8.53086 sec (0.142181 mins)
Coarse Histogram Distribution (cdf)
Approximate Derivative of cdf(x) / pdf(x)
Coarse Histogram Distribution (cdf)
Approximate Derivative of cdf(x) / pdf(x)
pdf/cdf(y)
x

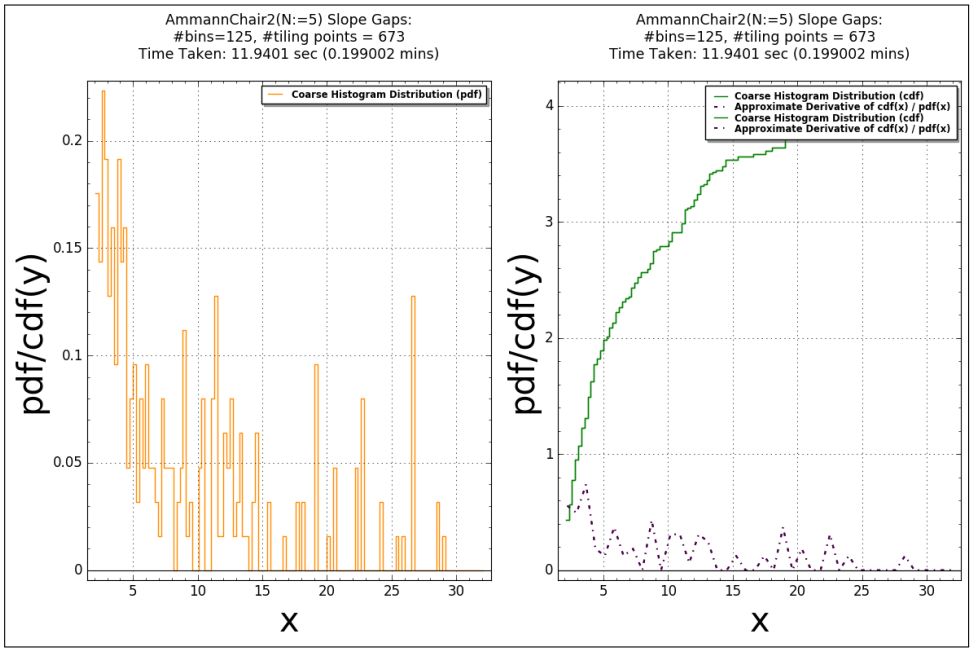
AmmannChair2(N:=5) Slope Gaps:
#bins=125, #tiling points = 673
Time Taken: 11.9401 sec (0.199002 mins)
Coarse Histogram Distribution (pdf)
pdf/cdf(y)
x
AmmannChair2(N:=5) Slope Gaps:
#bins=125, #tiling points = 673
Time Taken: 11.9401 sec (0.199002 mins)
Coarse Histogram Distribution (cdf)
Approximate Derivative of cdf(x) / pdf(x)
Coarse Histogram Distribution (cdf)
Approximate Derivative of cdf(x) / pdf(x)
pdf/cdf(y)
x

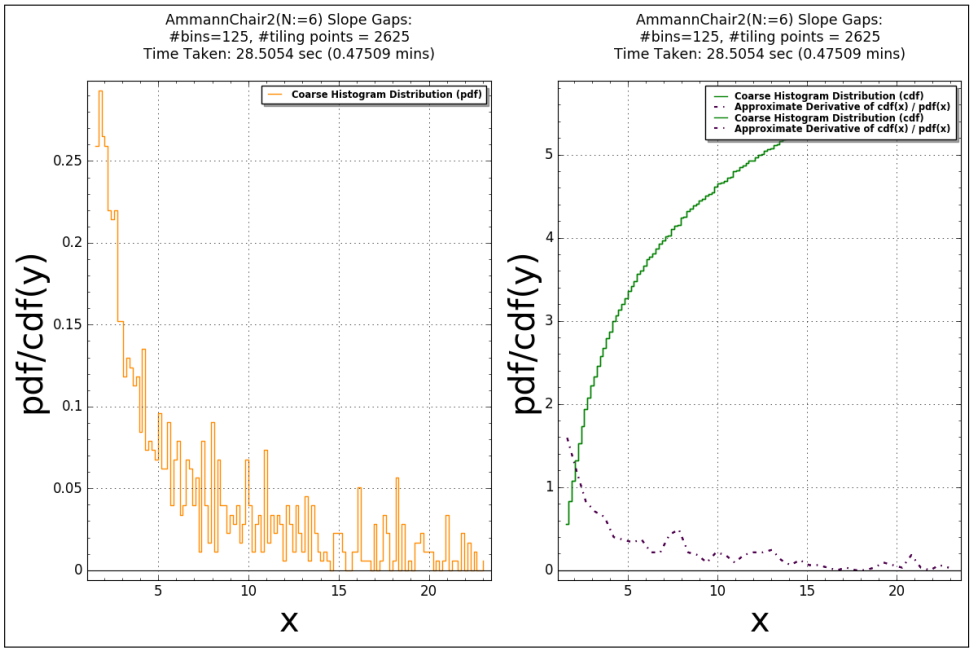
AmmannChair2(N:=6) Slope Gaps:
#bins=125, #tiling points = 2625
Time Taken: 28.5054 sec (0.47509 mins)
Coarse Histogram Distribution (pdf)
pdf/cdf(y)
x
AmmannChair2(N:=6) Slope Gaps:
#bins=125, #tiling points = 2625
Time Taken: 28.5054 sec (0.47509 mins)
Coarse Histogram Distribution (cdf)
Approximate Derivative of cdf(x) / pdf(x)
Coarse Histogram Distribution (cdf)
Approximate Derivative of cdf(x) / pdf(x)
pdf/cdf(y)
x

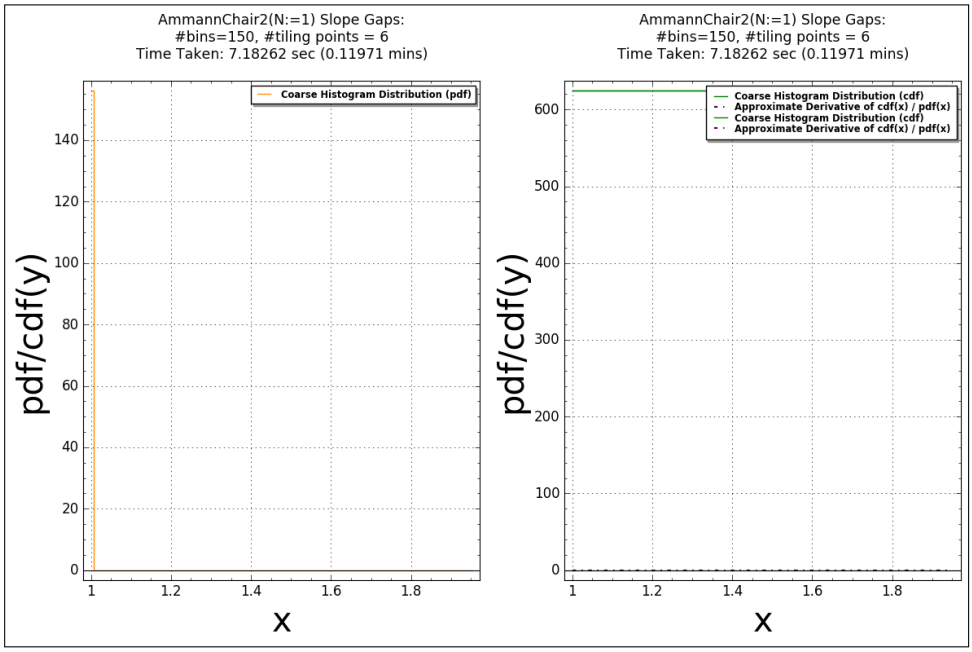
AmmannChair2(N:=1) Slope Gaps:
#bins=150, #tiling points = 6
Time Taken: 7.18262 sec (0.11971 mins)
Coarse Histogram Distribution (pdf)
pdf/cdf(y)
x
AmmannChair2(N:=1) Slope Gaps:
#bins=150, #tiling points = 6
Time Taken: 7.18262 sec (0.11971 mins)
Coarse Histogram Distribution (cdf)
Approximate Derivative of cdf(x) / pdf(x)
Coarse Histogram Distribution (cdf)
Approximate Derivative of cdf(x) / pdf(x)
pdf/cdf(y)
x

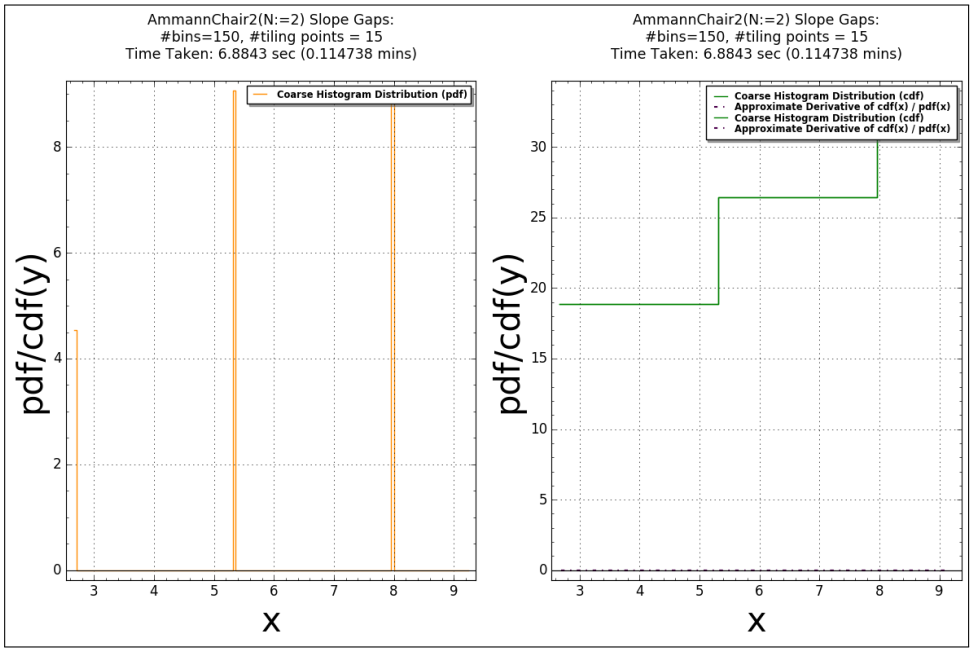
AmmannChair2(N:=2) Slope Gaps:
#bins=150, #tiling points = 15
Time Taken: 6.8843 sec (0.114738 mins)
Coarse Histogram Distribution (pdf)
pdf/cdf(y)
x
AmmannChair2(N:=2) Slope Gaps:
#bins=150, #tiling points = 15
Time Taken: 6.8843 sec (0.114738 mins)
Coarse Histogram Distribution (cdf)
Approximate Derivative of cdf(x) / pdf(x)
Coarse Histogram Distribution (cdf)
Approximate Derivative of cdf(x) / pdf(x)
pdf/cdf(y)
x

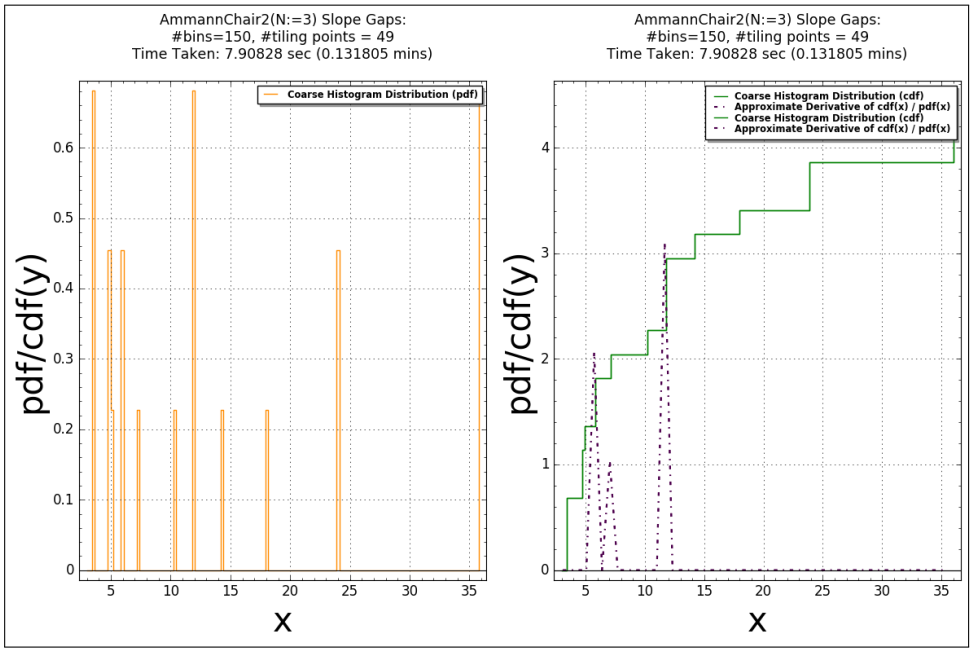
AmmannChair2(N:=3) Slope Gaps:
#bins=150, #tiling points = 49
Time Taken: 7.90828 sec (0.131805 mins)
Coarse Histogram Distribution (pdf)
pdf/cdf(y)
x
AmmannChair2(N:=3) Slope Gaps:
#bins=150, #tiling points = 49
Time Taken: 7.90828 sec (0.131805 mins)
Coarse Histogram Distribution (cdf)
Approximate Derivative of cdf(x) / pdf(x)
Coarse Histogram Distribution (cdf)
Approximate Derivative of cdf(x) / pdf(x)
pdf/cdf(y)
x

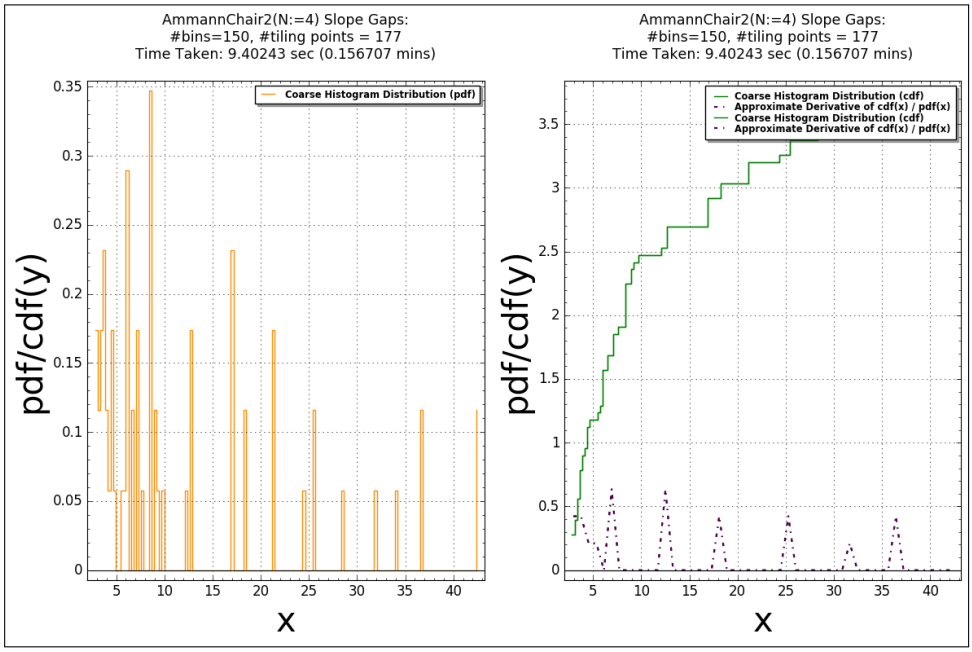
AmmannChair2(N:=4) Slope Gaps:
#bins=150, #tiling points = 177
Time Taken: 9.40243 sec (0.156707 mins)
Coarse Histogram Distribution (pdf)
pdf/cdf(y)
x
AmmannChair2(N:=4) Slope Gaps:
#bins=150, #tiling points = 177
Time Taken: 9.40243 sec (0.156707 mins)
Coarse Histogram Distribution (cdf)
Approximate Derivative of cdf(x) / pdf(x)
Coarse Histogram Distribution (cdf)
Approximate Derivative of cdf(x) / pdf(x)
pdf/cdf(y)
x

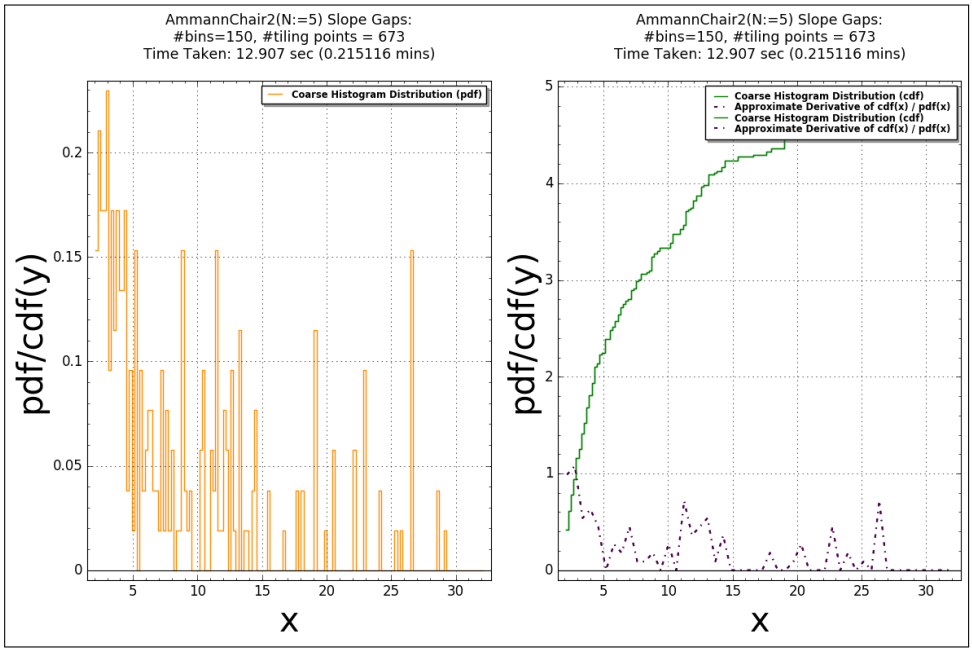
AmmannChair2(N:=5) Slope Gaps:
#bins=150, #tiling points = 673
Time Taken: 12.907 sec (0.215116 mins)
Coarse Histogram Distribution (pdf)
pdf/cdf(y)
x
AmmannChair2(N:=5) Slope Gaps:
#bins=150, #tiling points = 673
Time Taken: 12.907 sec (0.215116 mins)
Coarse Histogram Distribution (cdf)
Approximate Derivative of cdf(x) / pdf(x)
Coarse Histogram Distribution (cdf)
Approximate Derivative of cdf(x) / pdf(x)
pdf/cdf(y)
x

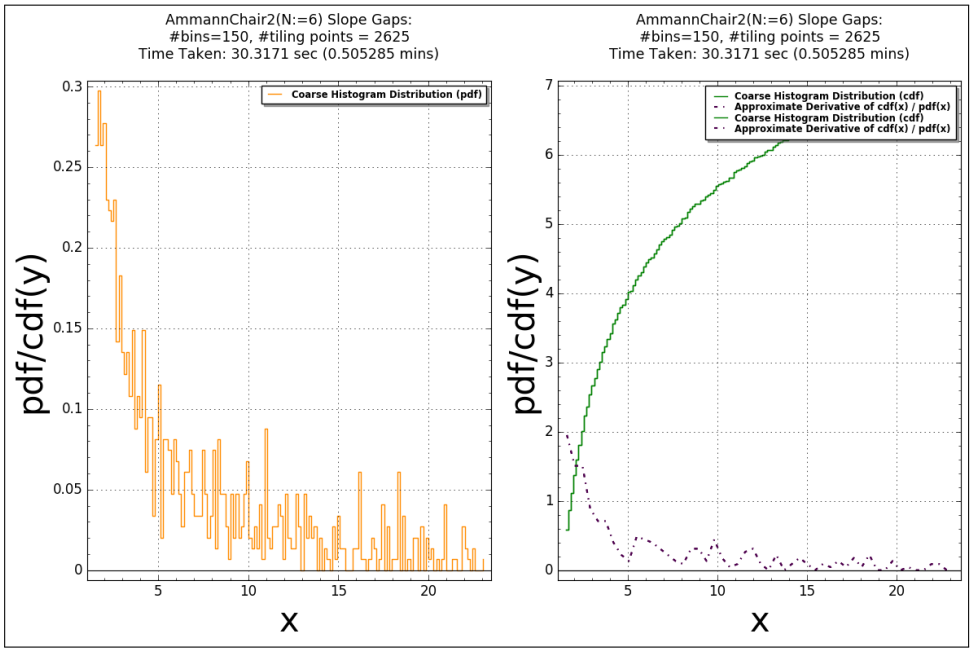
AmmannChair2(N:=6) Slope Gaps:
#bins=150, #tiling points = 2625
Time Taken: 30.3171 sec (0.505285 mins)
Coarse Histogram Distribution (pdf)
pdf/cdf(y)
x
AmmannChair2(N:=6) Slope Gaps:
#bins=150, #tiling points = 2625
Time Taken: 30.3171 sec (0.505285 mins)
Coarse Histogram Distribution (cdf)
Approximate Derivative of cdf(x) / pdf(x)
Coarse Histogram Distribution (cdf)
Approximate Derivative of cdf(x) / pdf(x)
pdf/cdf(y)
x

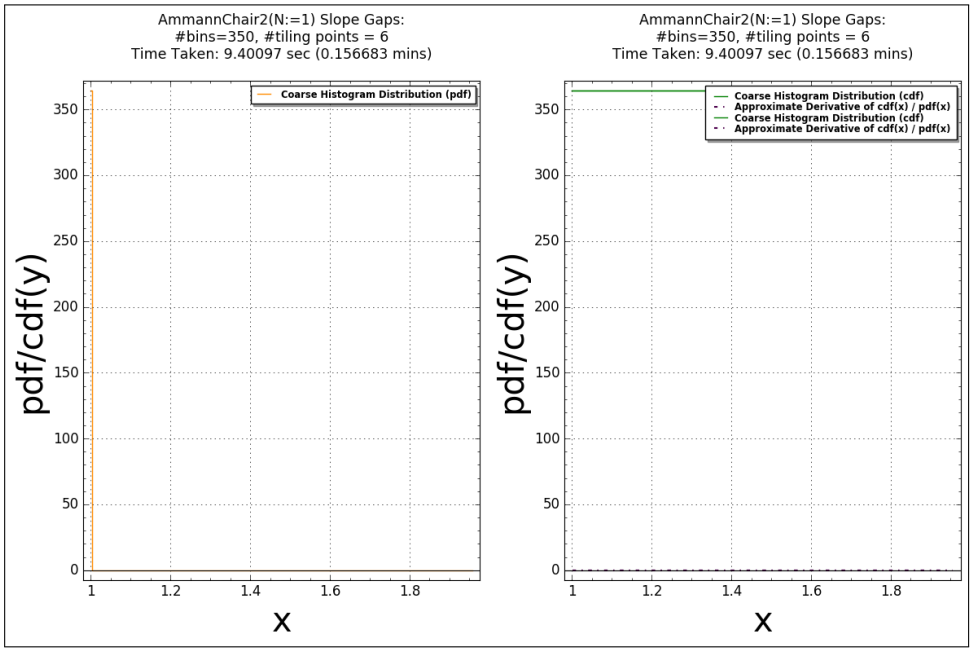
AmmannChair2(N:=1) Slope Gaps:
#bins=350, #tiling points = 6
Time Taken: 9.40097 sec (0.156683 mins)
Coarse Histogram Distribution (pdf)
pdf/cdf(y)
x
AmmannChair2(N:=1) Slope Gaps:
#bins=350, #tiling points = 6
Time Taken: 9.40097 sec (0.156683 mins)
Coarse Histogram Distribution (cdf)
Approximate Derivative of cdf(x) / pdf(x)
Coarse Histogram Distribution (cdf)
Approximate Derivative of cdf(x) / pdf(x)
pdf/cdf(y)
x

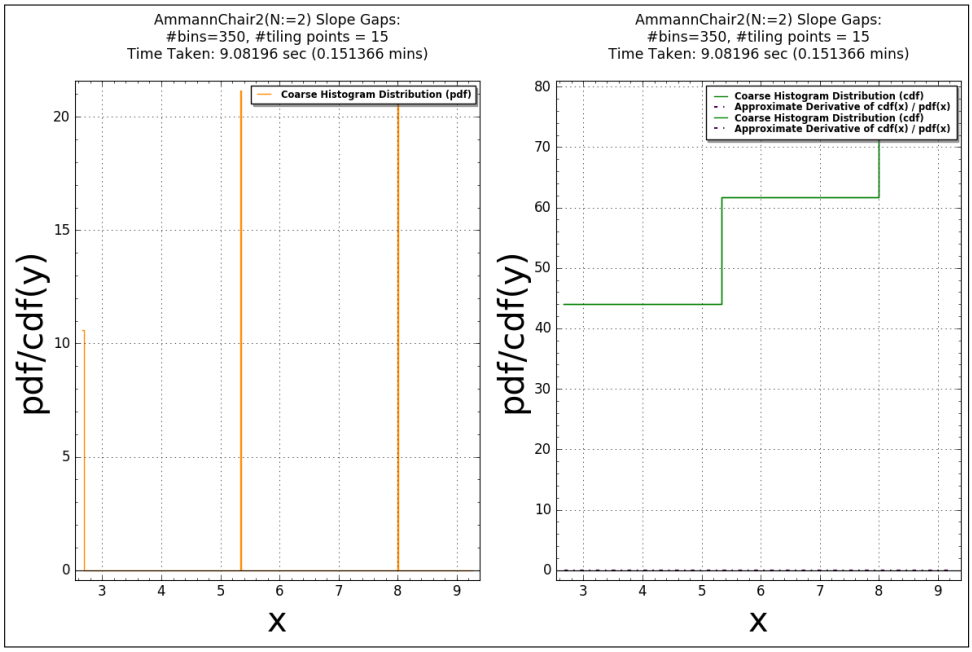
AmmannChair2(N:=2) Slope Gaps:
#bins=350, #tiling points = 15
Time Taken: 9.08196 sec (0.151366 mins)
Coarse Histogram Distribution (pdf)
pdf/cdf(y)
x
AmmannChair2(N:=2) Slope Gaps:
#bins=350, #tiling points = 15
Time Taken: 9.08196 sec (0.151366 mins)
Coarse Histogram Distribution (cdf)
Approximate Derivative of cdf(x) / pdf(x)
Coarse Histogram Distribution (cdf)
Approximate Derivative of cdf(x) / pdf(x)
pdf/cdf(y)
x

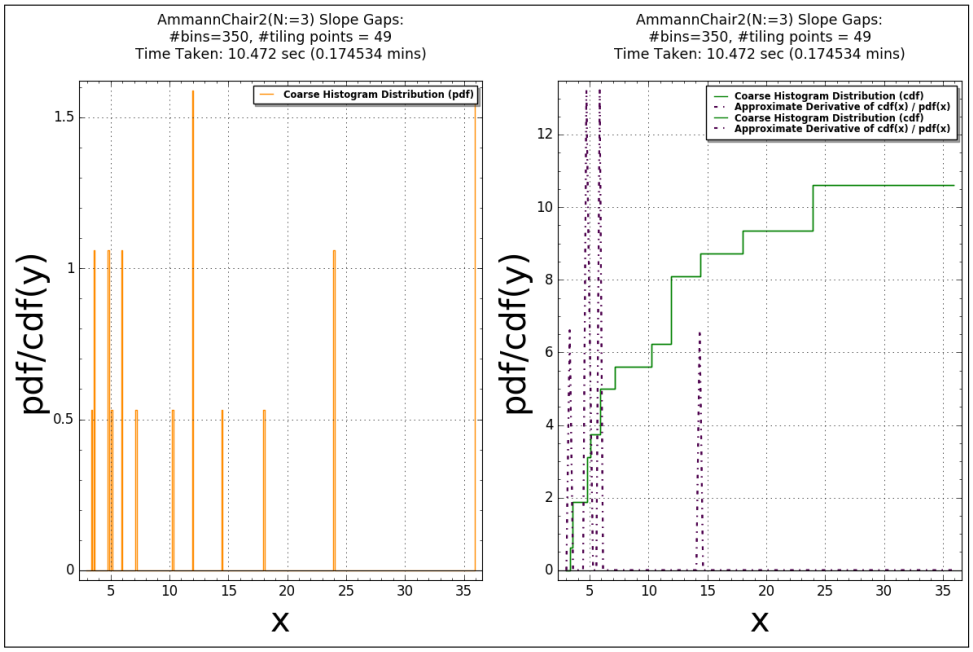
AmmannChair2(N:=3) Slope Gaps:
#bins=350, #tiling points = 49
Time Taken: 10.472 sec (0.174534 mins)
Coarse Histogram Distribution (pdf)
pdf/cdf(y)
x
AmmannChair2(N:=3) Slope Gaps:
#bins=350, #tiling points = 49
Time Taken: 10.472 sec (0.174534 mins)
Coarse Histogram Distribution (cdf)
Approximate Derivative of cdf(x) / pdf(x)
Coarse Histogram Distribution (cdf)
Approximate Derivative of cdf(x) / pdf(x)
pdf/cdf(y)
x

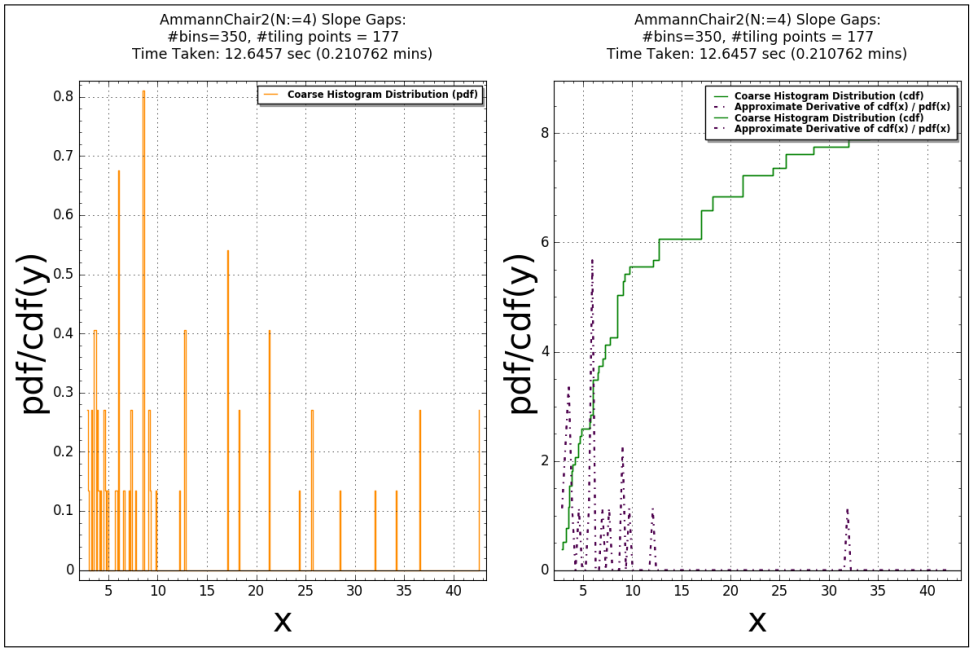
AmmannChair2(N:=4) Slope Gaps:
#bins=350, #tiling points = 177
Time Taken: 12.6457 sec (0.210762 mins)
Coarse Histogram Distribution (pdf)
pdf/cdf(y)
x
AmmannChair2(N:=4) Slope Gaps:
#bins=350, #tiling points = 177
Time Taken: 12.6457 sec (0.210762 mins)
Coarse Histogram Distribution (cdf)
Approximate Derivative of cdf(x) / pdf(x)
Coarse Histogram Distribution (cdf)
Approximate Derivative of cdf(x) / pdf(x)
pdf/cdf(y)
x

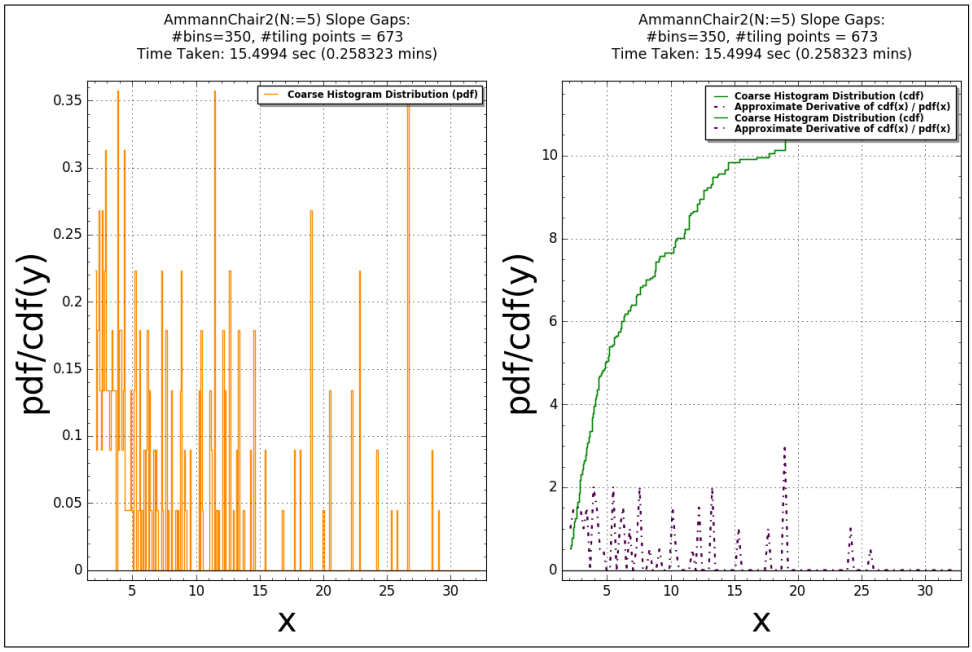
AmmannChair2(N:=5) Slope Gaps:
#bins=350, #tiling points = 673
Time Taken: 15.4994 sec (0.258323 mins)
Coarse Histogram Distribution (pdf)
pdf/cdf(y)
x
AmmannChair2(N:=5) Slope Gaps:
#bins=350, #tiling points = 673
Time Taken: 15.4994 sec (0.258323 mins)
Coarse Histogram Distribution (cdf)
Approximate Derivative of cdf(x) / pdf(x)
Coarse Histogram Distribution (cdf)
Approximate Derivative of cdf(x) / pdf(x)
pdf/cdf(y)
x

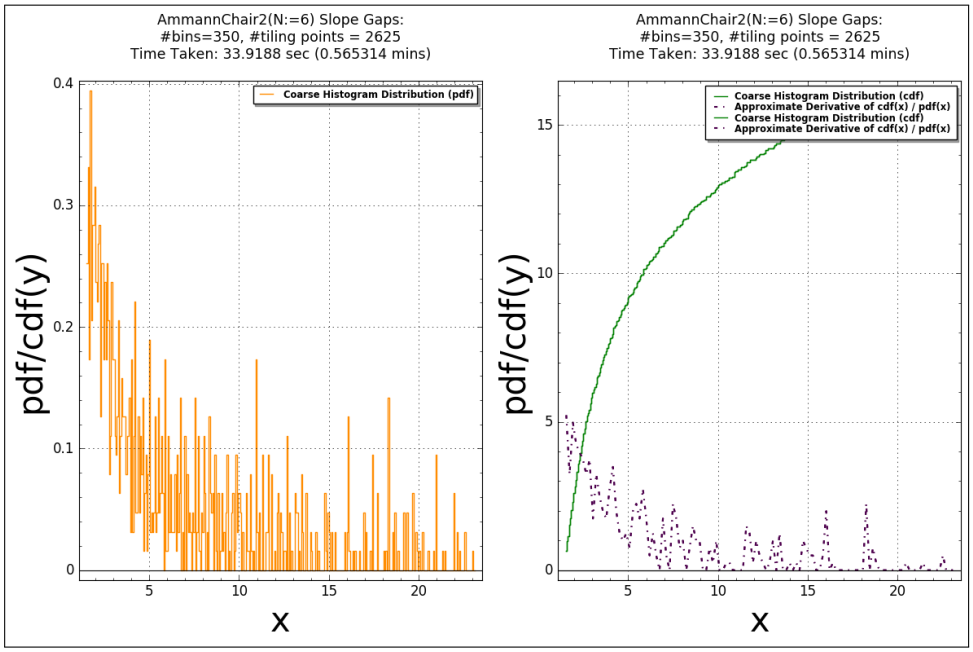
AmmannChair2(N:=6) Slope Gaps:
#bins=350, #tiling points = 2625
Time Taken: 33.9188 sec (0.565314 mins)
Coarse Histogram Distribution (pdf)
pdf/cdf(y)
x
AmmannChair2(N:=6) Slope Gaps:
#bins=350, #tiling points = 2625
Time Taken: 33.9188 sec (0.565314 mins)
Coarse Histogram Distribution (cdf)
Approximate Derivative of cdf(x) / pdf(x)
Coarse Histogram Distribution (cdf)
Approximate Derivative of cdf(x) / pdf(x)
pdf/cdf(y)
x