

1. (12 pts) Evaluate

$$(a) \int \frac{9x^2}{(x-1)^2(x+2)} dx \quad \frac{9x^2}{(x-1)^2(x+2)} = \frac{A}{x-1} + \frac{B}{(x-1)^2} + \frac{C}{x+2}$$

$$\Rightarrow 9x^2 = A(x-1)(x+2) + B(x+2) + C(x-1)^2$$

$$x=1 \Rightarrow 9 = B(3) \Rightarrow B=3$$

$$x=-2 \Rightarrow 36 = C(9) \Rightarrow C=4$$

$$\text{COEF. OF } x^2: A+C \stackrel{?}{=} 9$$

$$\Rightarrow A=9-C=5$$

$$= \int \frac{5}{x-1} + \frac{3}{(x-1)^2} + \frac{4}{x+2} dx$$

$$= \boxed{5 \ln|x-1| - \frac{3}{x-1} + 4 \ln|x+2| + C}$$

$$(b) \int \tan^{10}(2x) \sec^4(2x) dx \quad \begin{array}{l} t=2x \\ dt=2dx \end{array}$$

$$= \frac{1}{2} \int \tan^{10}(t) \sec^4(t) dt$$

$$= \frac{1}{2} \int \tan^{10}(t) \sec^2(t) \sec^2(t) dt$$

$$= \frac{1}{2} \int \tan^{10}(t) (\tan^2(t) + 1) \sec^2(t) dt$$

$$= \frac{1}{2} \int u^{10} (u^2 + 1) du$$

$$= \frac{1}{2} \int u^{12} + u^{10} du$$

$$= \frac{1}{2} \left[\frac{1}{13} u^{13} + \frac{1}{11} u^{11} \right] + C$$

$$= \boxed{\frac{1}{26} \tan^{13}(2x) + \frac{1}{22} \tan^{11}(2x) + C}$$

$$\begin{array}{l} u = \tan(t) \\ du = \sec^2(t) dt \end{array}$$

2. (12 pts) Evaluate

(a) $\int_0^{\pi^2/16} \sin(\sqrt{x}) dx$

$t = \sqrt{x}$

$t^2 = x$

$2t dt = dx$

$= \int_0^{\pi/4} 2t \sin(t) dt$

$u = 2t$
 $du = 2 dt$

$dv = \sin(t) dt$
 $v = -\cos(t)$

$= -2t \cos(t) \Big|_0^{\pi/4} - \int_0^{\pi/4} 2 \cos(t) dt$

$= -2 \cdot \frac{\pi}{4} \cdot \frac{\sqrt{2}}{2} + (2 \sin(t) \Big|_0^{\pi/4})$

$= -\frac{\pi\sqrt{2}}{4} + 2 \frac{\sqrt{2}}{2} = -\frac{\pi\sqrt{2}}{4} + \sqrt{2}$

$= \sqrt{2} \left(-\frac{\pi}{4} + 1 \right) = \sqrt{2} \left(\frac{4-\pi}{4} \right) = \frac{4-\pi}{2\sqrt{2}} \approx 0.303493$

$x^2 + 6x + 9 - 9 + 25 = (x+3)^2 + 16$

(b) $\int \frac{1}{(x^2 + 6x + 25)^{3/2}} dx$

$x+3 = 4 \tan \theta$
 $dx = 4 \sec^2 \theta d\theta$

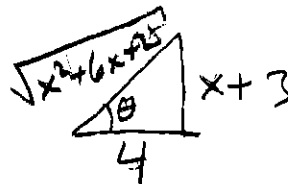
$\int \frac{1}{(16 \sec^2 \theta)^{3/2}} 4 \sec^2 \theta d\theta$

$\frac{4}{48} \int \frac{1}{\sec \theta} d\theta$

$\frac{1}{16} \int \cos \theta d\theta$

$\frac{1}{16} \sin \theta + C$

$\frac{1}{16} \frac{x+3}{\sqrt{x^2+6x+25}} + C$



3. (12 points) Evaluate

$$(a) \int_0^1 \frac{1}{e^x + 1} dx$$

$$\int_1^e \frac{1}{(t+1)t} dt$$

$$= \int_1^e \frac{-1}{t+1} + \frac{1}{t} dt$$

$$= -\ln|t+1| + \ln|t| \Big|_1^e$$

$$= (-\ln(e+1) + \ln(e)) - (-\ln(2) + \ln(1))$$

$$= \boxed{-\ln(e+1) + 1 + \ln(2)}$$

$$= 1 + \ln\left(\frac{2}{e+1}\right) \approx 0.37989$$

$$t = e^x$$

$$dt = e^x dx$$

$$\frac{1}{e^x} dt = dx$$

$$\uparrow$$

$$\frac{1}{t} dt = dx$$

$$\frac{1}{(t+1)t} = \frac{A}{t+1} + \frac{B}{t}$$

$$\Rightarrow 1 = At + B(t+1)$$

$$t=0 \Rightarrow B=1$$

$$t=-1 \Rightarrow A=-1$$

$$(b) \int \sqrt{4-x^2} dx$$

$$x = 2 \sin \theta$$

$$dx = 2 \cos \theta d\theta$$

$$\int 2 \cos \theta \cdot 2 \cos \theta d\theta$$

$$= 4 \int \cos^2 \theta d\theta = 4 \int \frac{1}{2} (1 + \cos(2\theta)) d\theta$$

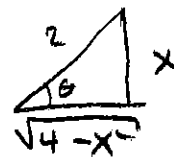
$$= 2 [\theta + \frac{1}{2} \sin(2\theta)] + C$$

$$= 2\theta + \sin(2\theta) + C$$

$$= 2\theta + 2 \sin \theta \cos \theta + C$$

$$= \boxed{2 \sin^{-1}\left(\frac{x}{2}\right) + 2 \frac{x}{2} \frac{\sqrt{4-x^2}}{2} + C}$$

$$= \boxed{2 \sin^{-1}\left(\frac{x}{2}\right) + \frac{1}{2} x \sqrt{4-x^2} + C}$$



4. (14 pts) For your answers below, simplify and give exact form.

(a) Find the average value of $4x \ln(x+1)$ from $x=0$ to $x=2$.

$$\frac{1}{2-0} \int_0^2 4x \ln(x+1) dx$$

$$= \int_0^2 2x \ln(x+1) dx$$

$$= x^2 \ln(x+1) \Big|_0^2 - \int_0^2 \frac{x^2}{x+1} dx$$

$$= 4 \ln(3) - \int_0^2 x - 1 + \frac{1}{x+1} dx$$

$$= 4 \ln(3) - \left[\frac{1}{2} x^2 - x + \ln|x+1| \Big|_0^2 \right]$$

$$= 4 \ln(3) - [2 - 2 + \ln(3)]$$

$$= \boxed{3 \ln(3)} = \ln(27) \approx 3.2958$$

$$u = \ln(x+1) \quad dv = 2x dx$$

$$du = \frac{1}{x+1} dx \quad v = x^2$$

$$x+1 \frac{x-1}{x^2+x} = \frac{x^2-x}{x^2+x} = \frac{x(x-1)}{x(x+1)} = \frac{x-1}{x+1}$$

(b) Determine if the improper integral below converges or diverges. If it converges, then give the value. You MUST correctly show your work. $\int_0^\infty \frac{1}{x^2+2x+2} dx$. (Hint: The denominator is irreducible!)

$$\lim_{t \rightarrow \infty} \left[\int_0^t \frac{1}{x^2+2x+2} dx \right]$$

$$x^2+2x+1-1+2$$

$$= (x+1)^2 + 1$$

$$\lim_{t \rightarrow \infty} \left[\int_1^{t+1} \frac{1}{u^2+1} du \right]$$

$$u = x+1$$

$$du = dx$$

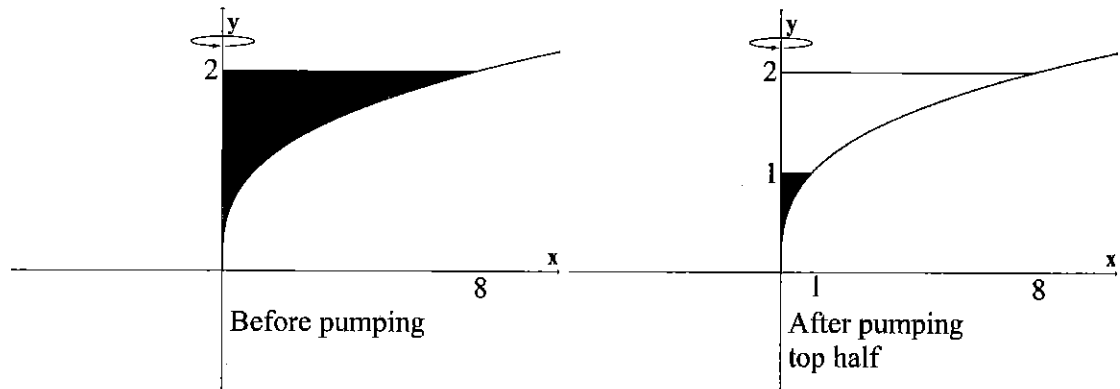
$$= \lim_{t \rightarrow \infty} \left[\tan^{-1}(u) \Big|_1^{t+1} \right]$$

$$= \lim_{t \rightarrow \infty} \left[\underbrace{\tan^{-1}(t+1)} - \underbrace{\tan^{-1}(1)} \right]$$

$$= \frac{\pi}{2} - \frac{\pi}{4}$$

$$= \boxed{\frac{\pi}{4}} \approx 0.78540$$

5. (12 points) The region bounded by $y = \sqrt[3]{x}$, $x = 0$, and $y = 2$ is rotated about the y -axis to form a container. Distances are measured in feet. Initially, the tank is full of a fluid that has a density of 20 lbs/ft^3 . How much work is done to pump the top 1 foot of liquid out of the container?



$$\int_1^2 (2-y) 20\pi (y^3)^2 dy$$

$$20\pi \int_1^2 (2-y)y^6 dy$$

$$20\pi \int_1^2 2y^6 - y^7 dy$$

$$20\pi \left[\frac{2}{7}y^7 - \frac{1}{8}y^8 \right]_1^2$$

$$20\pi \left[\left(\frac{2}{7}(2)^7 - \frac{1}{8}(2)^8 \right) - \left(\frac{2}{7} - \frac{1}{8} \right) \right]$$

$$\approx \boxed{277.13 \text{ ft} \cdot \text{lbs}}$$